

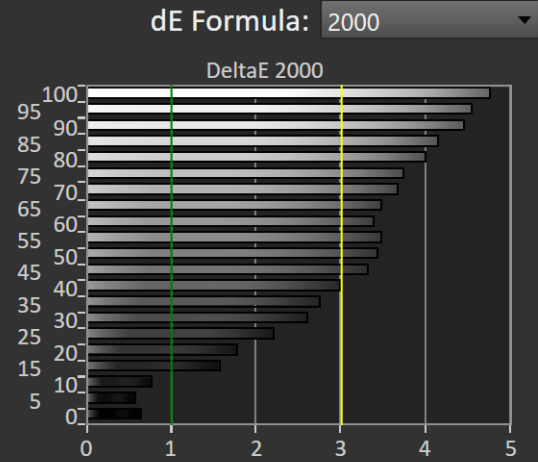
Gray Scale: Default Settings

Titan Army P2510S – sRGB

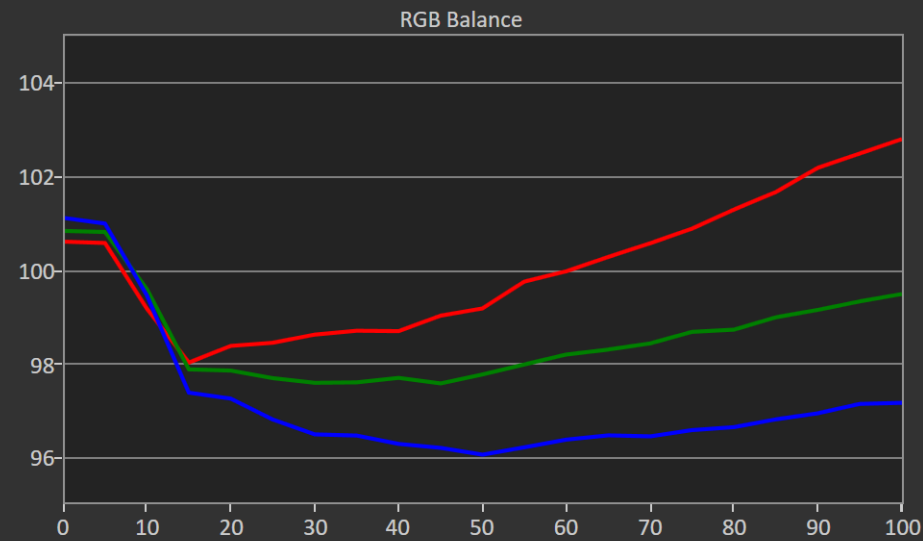
Portrait Display Calman Ultimate | Target: Avg. DeltaE < 2.0 | CCT 6500K | Gamma 2.2



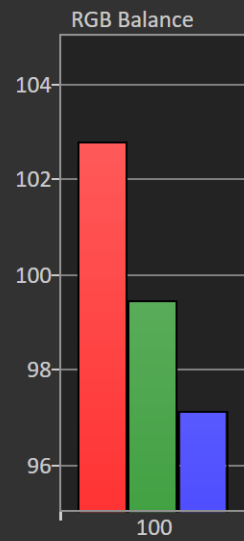
Grayscale - Multi



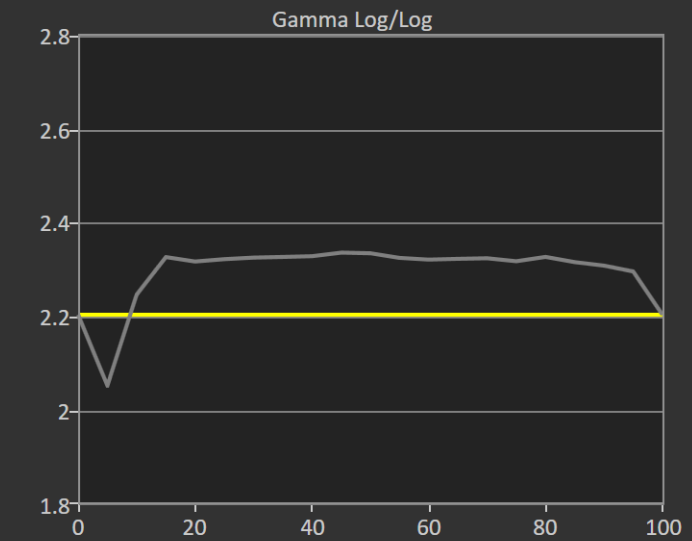
Avg dE2000: 3.1




Avg CCT: 6105



Contrast Ratio: 1177

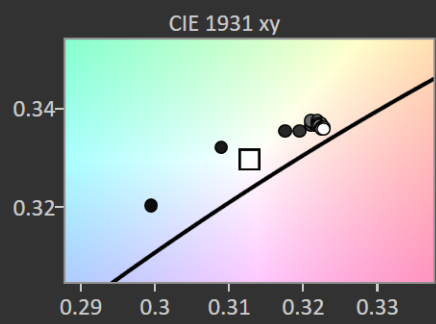


Average Gamma: 2.301



Current Reading

x: 0.3227 y: 0.3353
 u': 0.2024 v': 0.4732
 cd/m²: 192.4219
 ΔE 2000: 4.76



	0	5	10	15	20	25	30	35	40	45	50	55	60	65
x: CIE31	0.2732	0.2994	0.3089	0.3175	0.3195	0.3211	0.3223	0.3216	0.3212	0.3219	0.3220	0.3226	0.3221	0.3221
y: CIE31	0.2943	0.3198	0.3316	0.3350	0.3347	0.3361	0.3367	0.3360	0.3369	0.3360	0.3370	0.3367	0.3364	0.3360
Y	0.1635	0.4326	1.1494	2.3070	4.6412	7.7954	11.5653	16.6651	22.8446	30.0134	38.5700	47.8147	58.8745	71.0773
Target Y	0.0000	0.2758	1.2671	2.9200	5.5785	9.1931	13.4170	18.9900	25.6322	33.3735	42.2404	51.4456	62.5442	74.8349
Gamma Log/Log	2.2000	2.0487	2.2427	2.3238	2.3143	2.3193	2.3227	2.3241	2.3257	2.3333	2.3319	2.3221	2.3184	2.3200
CCT	10345.0000	7401.0000	6690.0000	6216.0000	6115.0000	6034.0000	5973.0000	6008.0000	6022.0000	5991.0000	5983.0000	5956.0000	5983.0000	5984.00
ΔE 2000	0.6456	0.5719	0.7631	1.5664	1.7741	2.2168	2.6170	2.7617	2.9894	3.3190	3.4332	3.4749	3.3902	3.4773
ΔE ITP	55.5956	12.9511	4.1632	10.8294	9.7893	9.8348	9.7251	9.0633	8.4968	8.3783	7.8211	7.2414	6.5670	6.2633

ColorChecker: Default Settings

Titan Army P2510S – sRGB

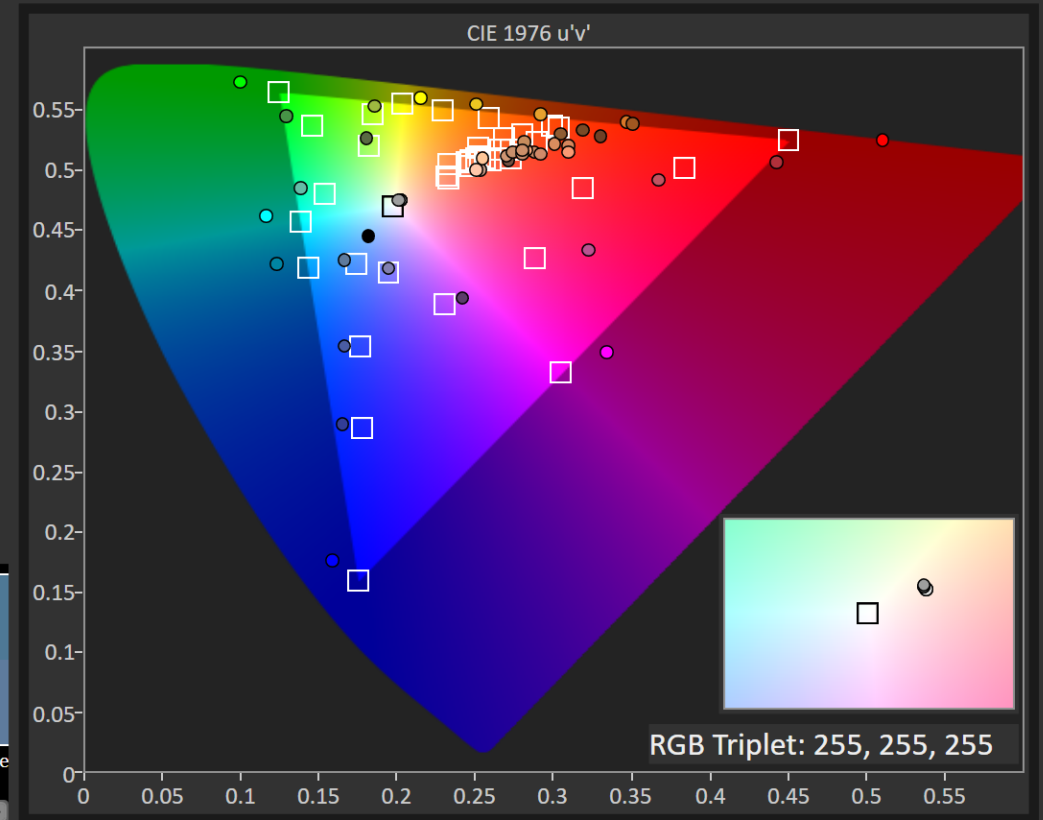
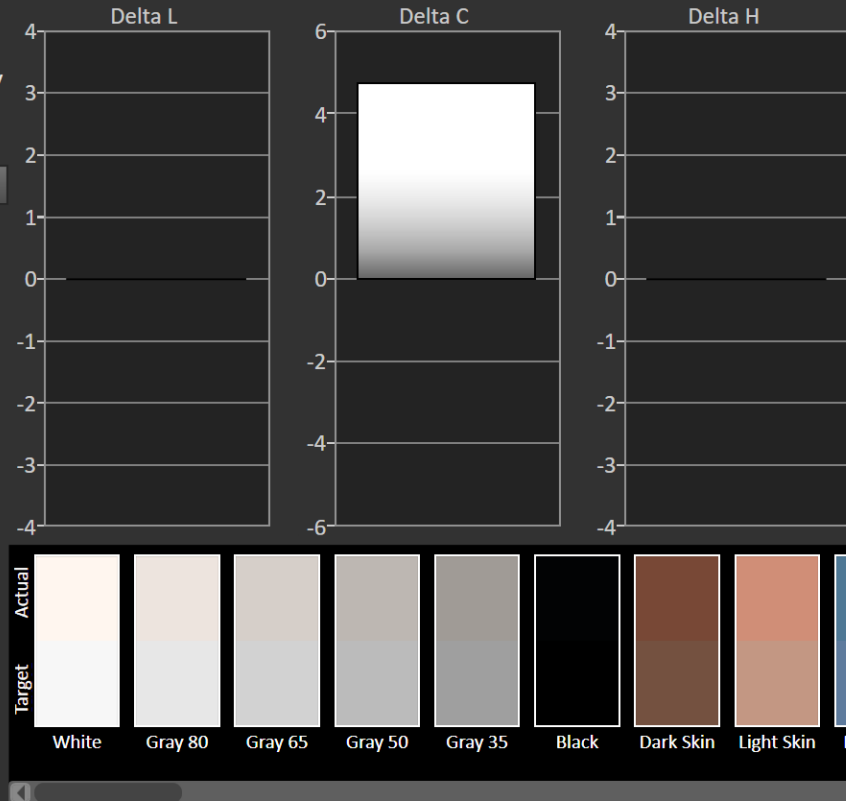
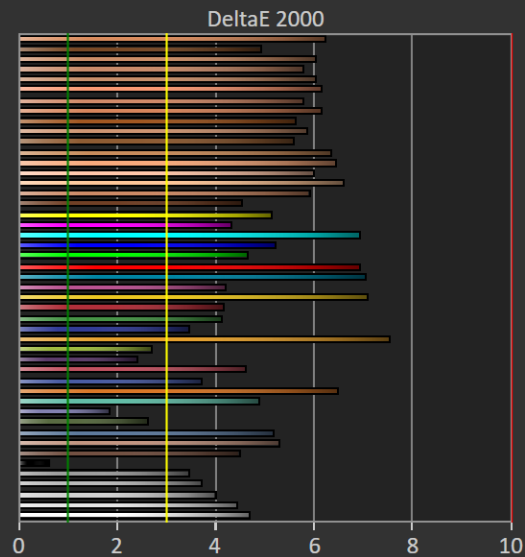
Portrait Display Calman Ultimate | Target: Avg. DeltaE < 2.5 | Max. DeltaE < 4.5



ColorChecker

Display analysis is performed with the X-Rite/Pantone ColorChecker® target colors.

dE Formula: 2000



Avg dE2000: 5.12

Max dE2000: 7.55

Current Reading

x: 0.3226 y: 0.3353

fl: 56.21

cd/m²: 192.59

	White	Gray 80	Gray 65	Gray 50	Gray 35	Black	Dark Skin	Light Skin	Blue Sky	Foliage	Blue Flower	Bluish Green	Orange	Purplish
x: CIE31	0.3226	0.3227	0.3224	0.3222	0.3223	0.2732	0.4413	0.4106	0.2403	0.3468	0.2694	0.2441	0.5693	0.2043
y: CIE31	0.3353	0.3355	0.3356	0.3358	0.3365	0.2943	0.3663	0.3591	0.2709	0.4490	0.2560	0.3793	0.3917	0.1918
Y	192.5884	151.7300	121.3201	92.5383	63.6826	0.1638	17.2343	65.8507	33.2225	21.9363	42.5663	76.3722	54.0464	20.5153
Target x:CIE31	0.3127	0.3127	0.3127	0.3127	0.3127	0.3127	0.4060	0.3793	0.2485	0.3411	0.2680	0.2620	0.5147	0.2143
Target y:CIE31	0.3290	0.3290	0.3290	0.3290	0.3290	0.3290	0.3665	0.3564	0.2648	0.4329	0.2523	0.3613	0.4092	0.1890
Target Y	192.5884	153.4769	124.3264	96.1989	67.1873	0.0000	19.1649	68.4601	36.4784	25.1365	45.6863	81.9221	55.1985	22.5080
ΔE 2000	4.6905	4.4404	4.0198	3.7057	3.4577	0.6460	4.5082	5.2953	5.1764	2.6299	1.8326	4.8950	6.4845	3.7080
ΔE ITP	5.6885	5.7841	5.7239	5.9536	6.3884	55.6420	18.4162	17.8317	9.8245	10.1382	5.1438	14.6048	37.3554	11.6163

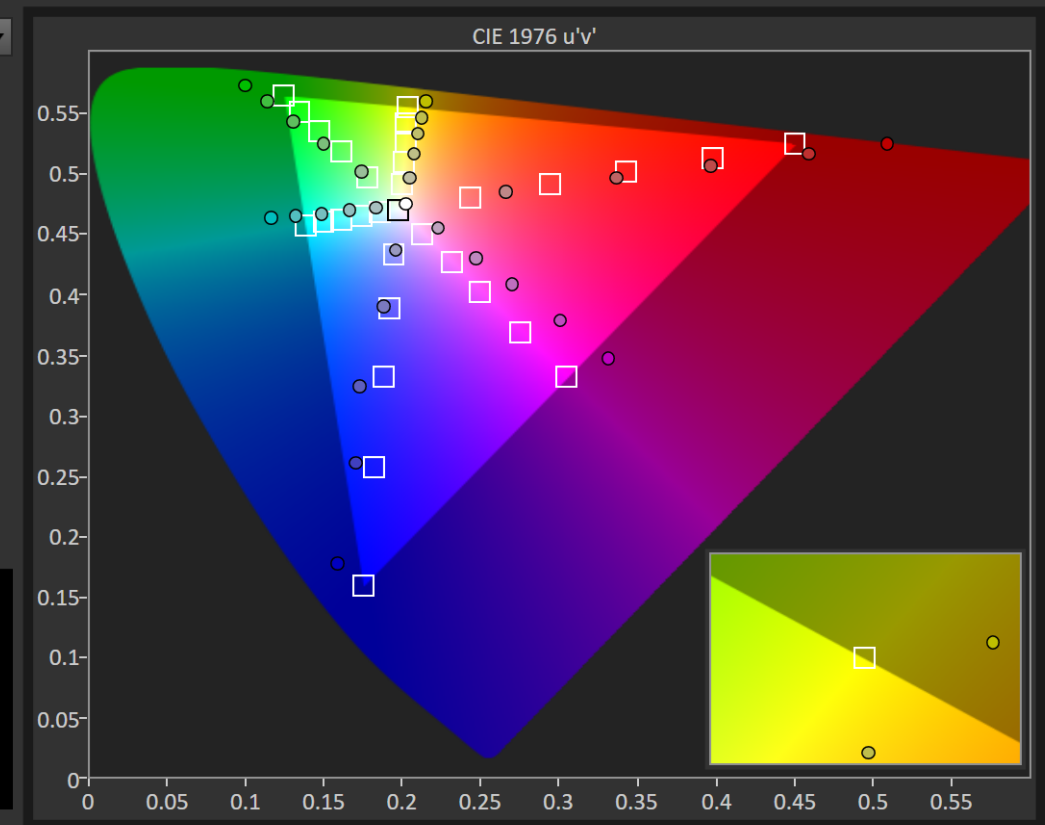
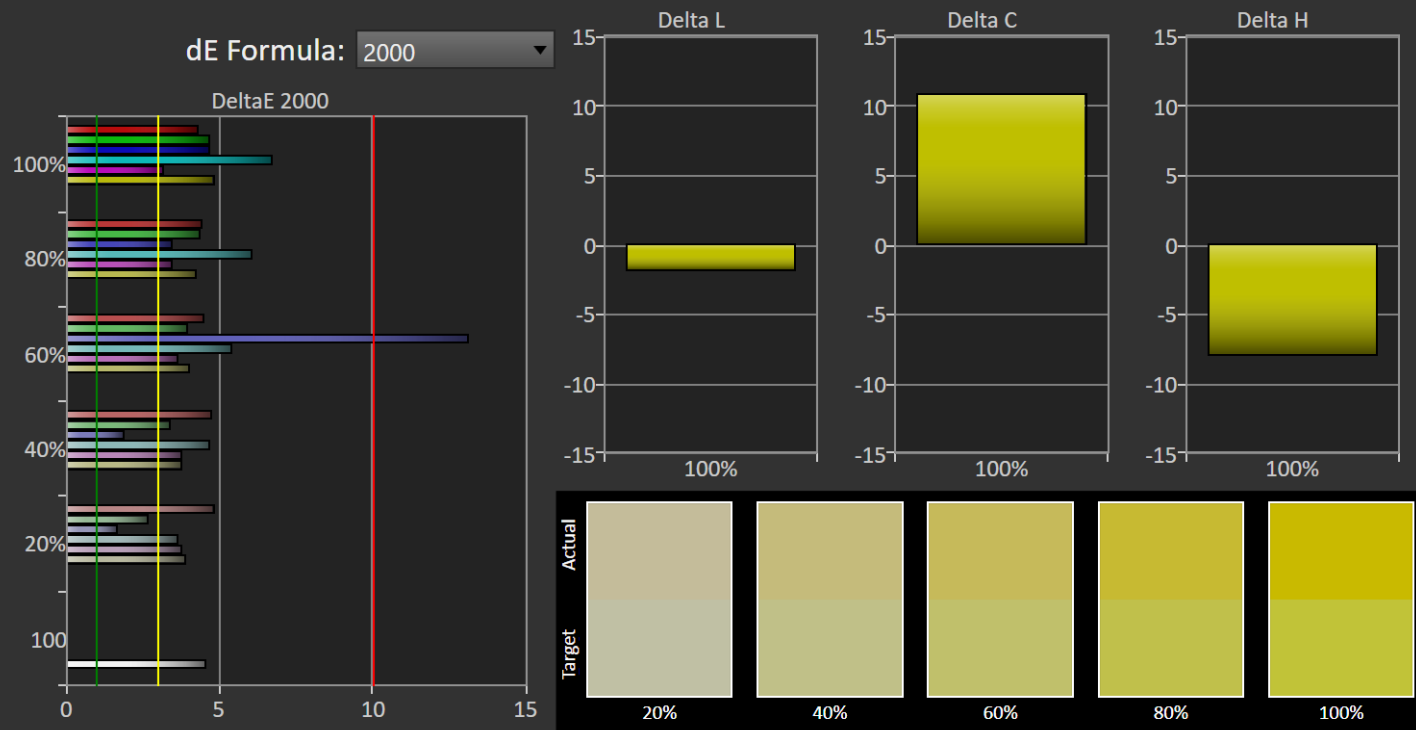
Saturation: Default Settings

Titan Army P2510S – sRGB

Portrait Display Calman Ultimate | Target: Avg. DeltaE < 2.5 | Max. DeltaE < 4.5



Saturation Sweeps



Avg dE2000: 4.39

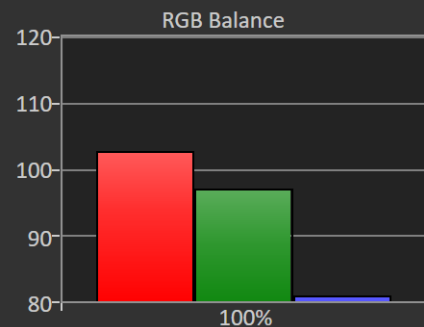
Max dE2000: 13.14

Current Reading

x: 0.4437 y: 0.5097

fL: 26.01

cd/m²: 89.11



	20%	40%	60%	80%	100%
x: CIE31	0.3470	0.3730	0.3978	0.4202	0.4437
y: CIE31	0.3727	0.4106	0.4465	0.4790	0.5097
Y	96.2067	94.1171	92.5131	91.1279	89.1098
Target x:CIE31	0.3342	0.3563	0.3776	0.3979	0.4193
Target y:CIE31	0.3645	0.4011	0.4363	0.4699	0.5053
Target Y	99.7276	97.9661	96.5937	95.5065	94.5380
ΔE 2000	3.8884	3.7651	4.0053	4.2378	4.8336
ΔE ITP	7.3397	9.2911	11.4031	13.4369	16.1170