

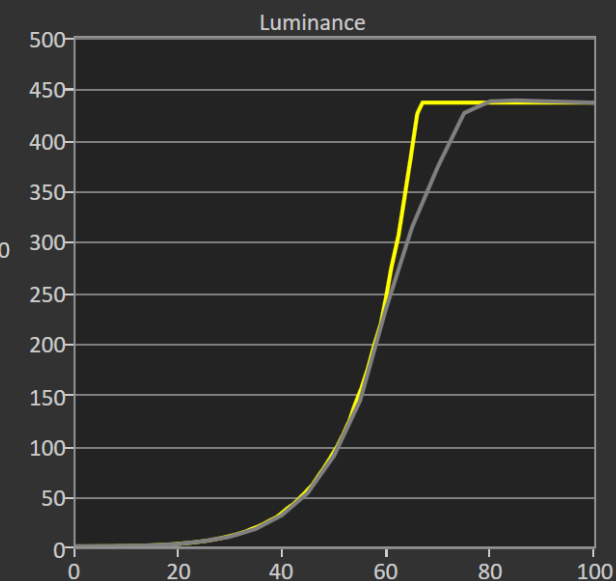
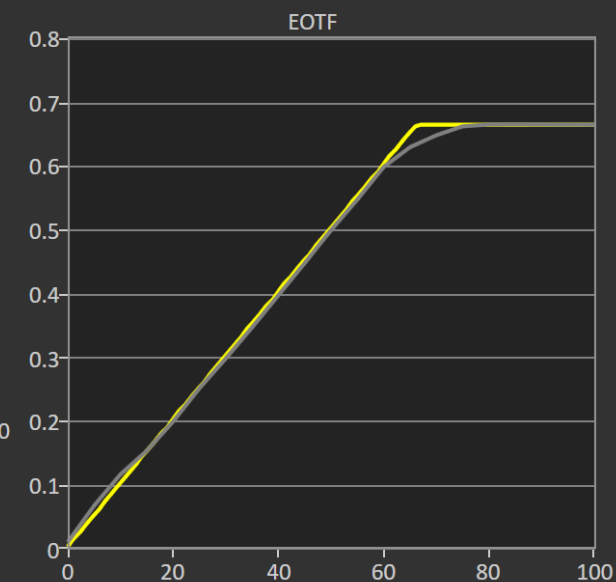
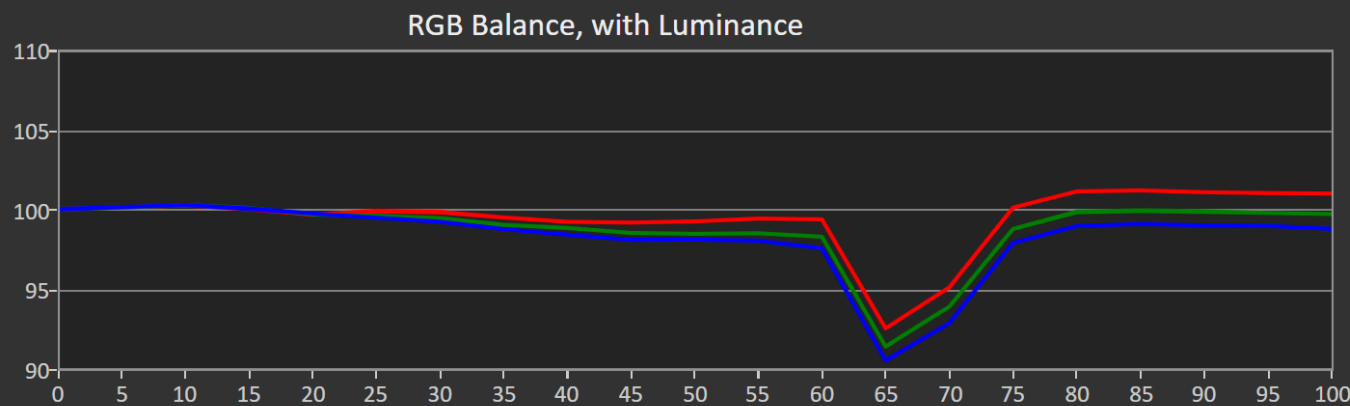
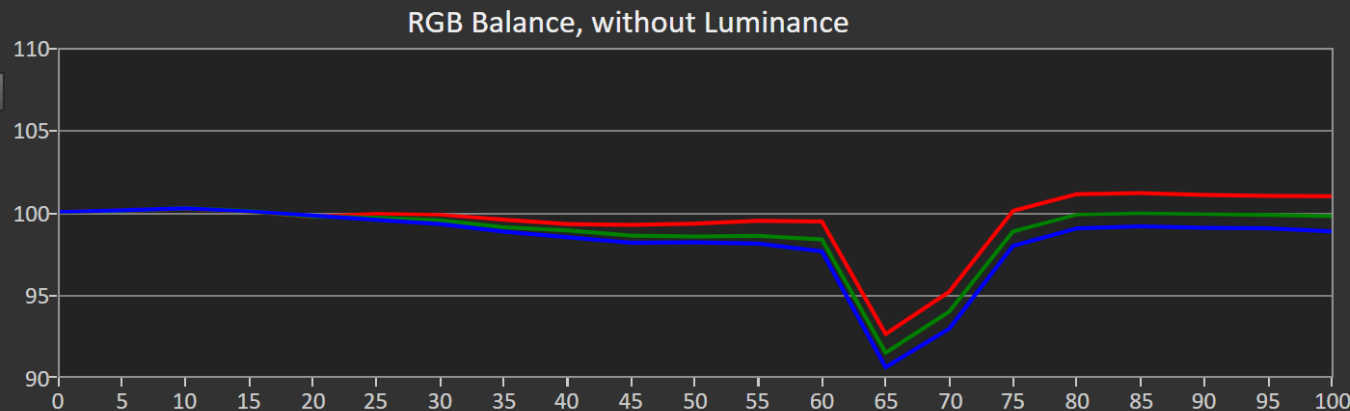
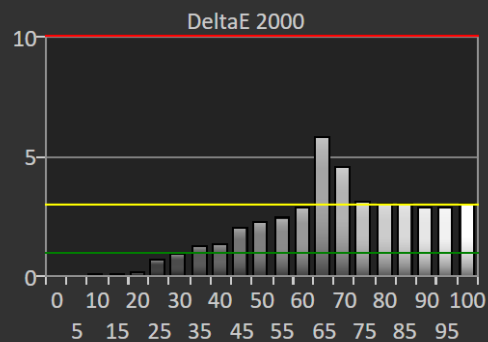
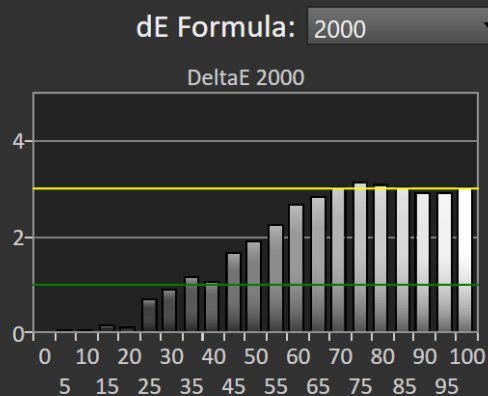
# Gray Scale: HDR Peak 1000

Dell AW2725DF – 10% APL

Portrait Display Calman Ultimate | Target: Avg. DeltaE < 2.0



## Grayscale Tracking



Current Reading:

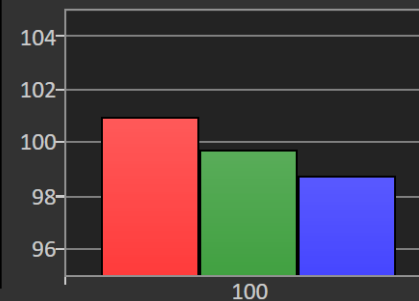
x: 0.3184

y: 0.3315

fL: 126.857

cd/m<sup>2</sup>: 434.645

	0	5	10	15	20	25	30	35	40	45	50
<b>Y</b>	0.001	0.108	0.454	1.008	2.283	5.043	9.394	17.097	30.362	52.242	88.784
<b>x: CIE31</b>	0.349	0.308	0.311	0.311	0.311	0.317	0.318	0.318	0.318	0.319	0.318
<b>y: CIE31</b>	0.335	0.316	0.330	0.331	0.328	0.330	0.331	0.331	0.332	0.331	0.331
<b>Target Y</b>	0.000	0.063	0.342	0.982	2.429	5.226	9.791	18.223	32.448	55.925	94.075
<b>Target x:CIE31</b>	0.313	0.313	0.313	0.313	0.313	0.313	0.313	0.313	0.313	0.313	0.313
<b>Target y:CIE31</b>	0.329	0.329	0.329	0.329	0.329	0.329	0.329	0.329	0.329	0.329	0.329



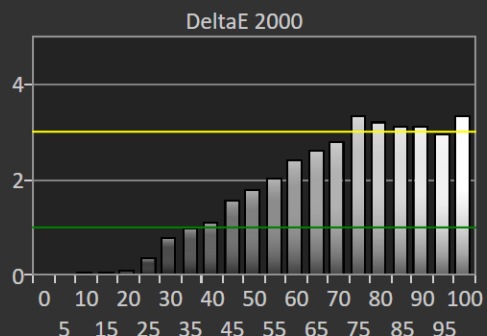
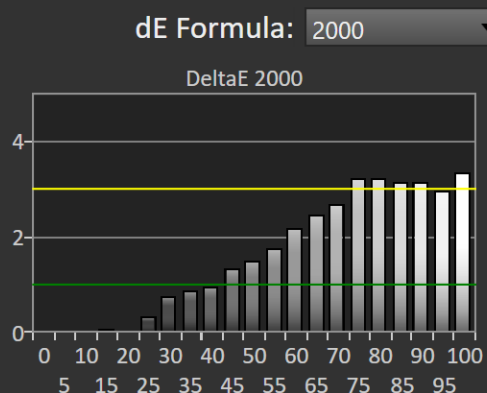
# Gray Scale: HDR Peak 1000

Dell AW2725DF – 2% APL

Portrait Display Calman Ultimate | Target: Avg. DeltaE < 2.0



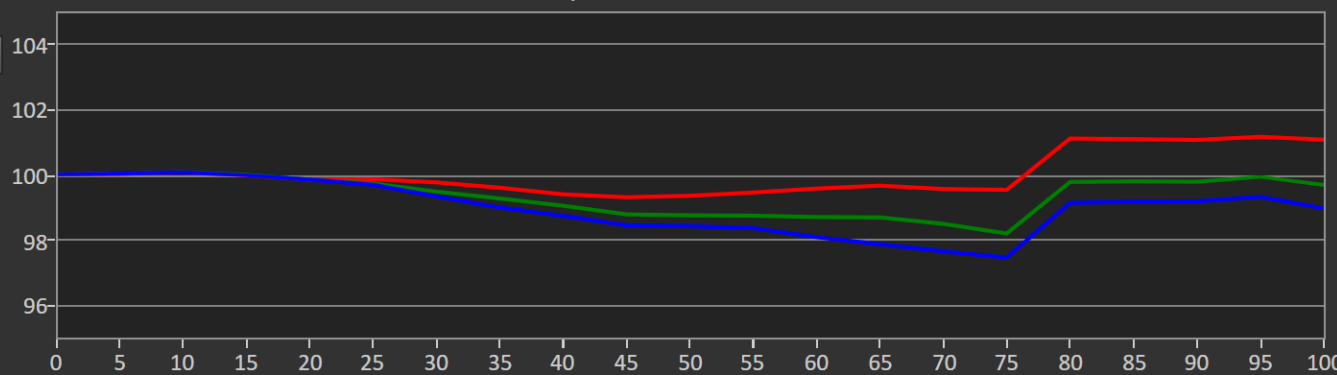
## Grayscale Tracking



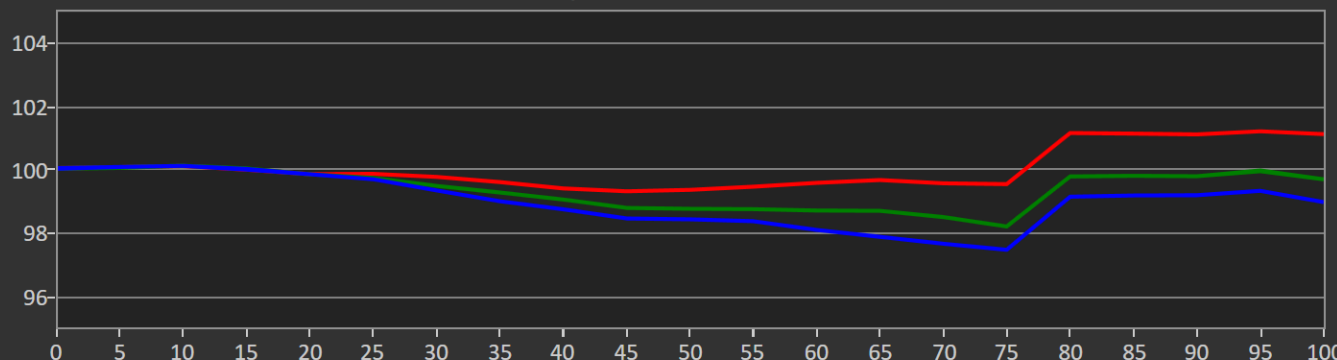
Current Reading:  
x: 0.3184  
y: 0.3308  
fL: 282.405  
cd/m<sup>2</sup>: 967.591

	0	5	10	15	20	25	30	35	40	45	50	
Y	0.002	0.095	0.421	0.969	2.247	4.954	9.251	17.053	30.178	51.866	88.267	1
x: CIE31	0.348	0.310	0.311	0.311	0.313	0.317	0.318	0.319	0.318	0.319	0.318	0
y: CIE31	0.312	0.318	0.331	0.332	0.329	0.330	0.331	0.332	0.332	0.331	0.331	0
Target Y	0.000	0.063	0.342	0.982	2.429	5.226	9.791	18.223	32.448	55.925	94.075	1
Target x:CIE31	0.313	0.313	0.313	0.313	0.313	0.313	0.313	0.313	0.313	0.313	0.313	0
Target y:CIE31	0.329	0.329	0.329	0.329	0.329	0.329	0.329	0.329	0.329	0.329	0.329	0

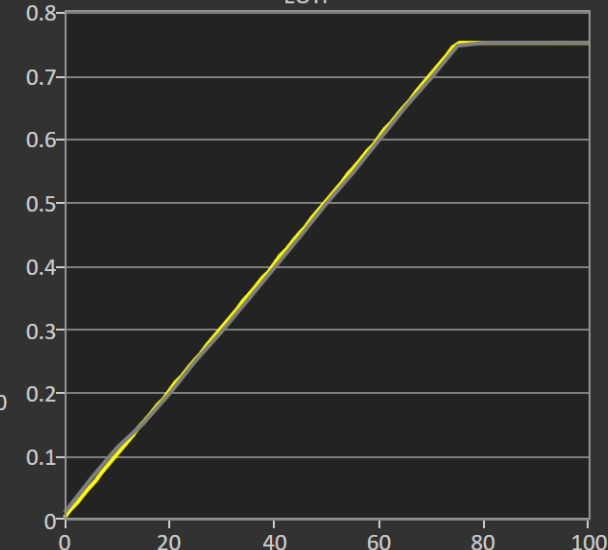
### RGB Balance, without Luminance



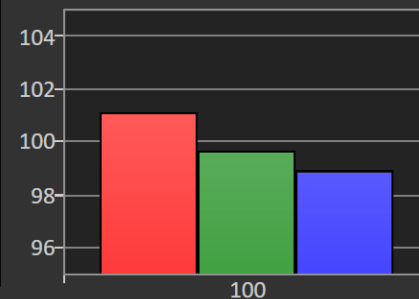
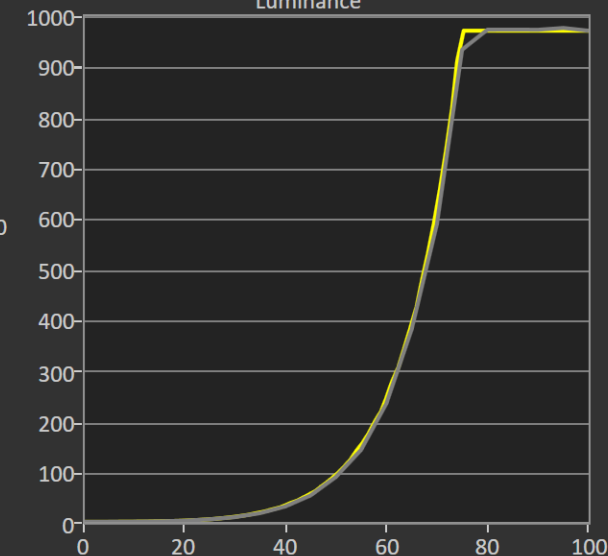
### RGB Balance, with Luminance



### EOTF



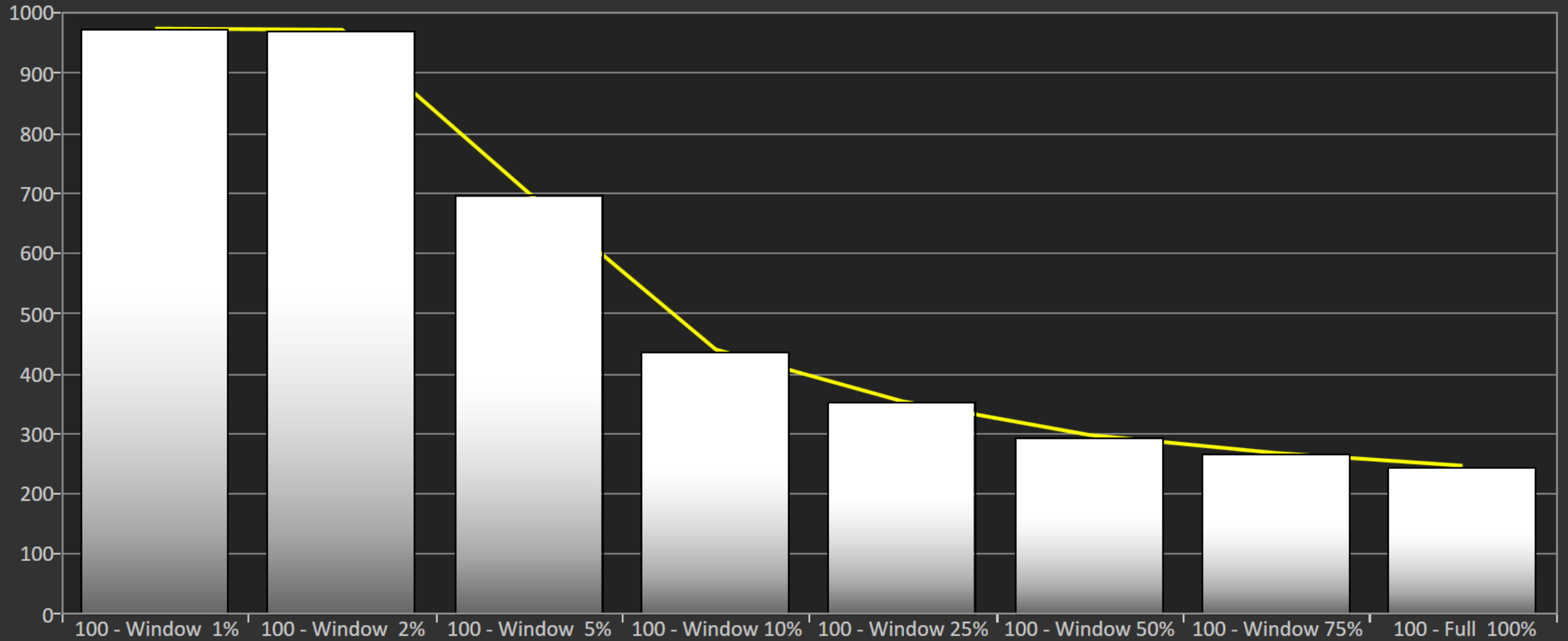
### Luminance



# Peak vs. Window Size: HDR Peak 1000

Dell AW2725DF


Portrait Display Calman Ultimate



# Peak Luminance: HDR Peak 1000

Dell AW2725DF – 2 % APL

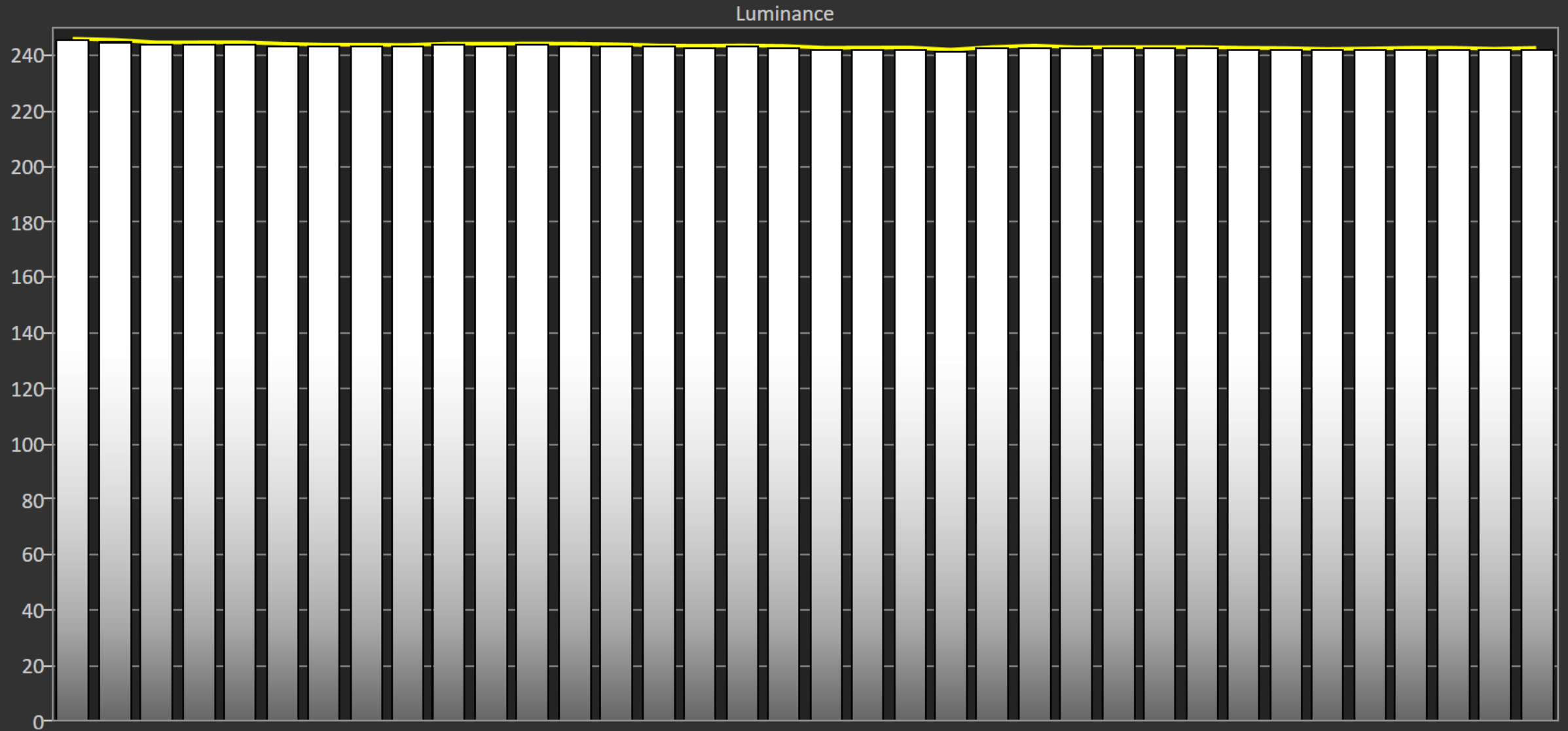
Portrait Display Calman Ultimate



# Peak Luminance: HDR Peak 1000

Dell AW2725DF – 100 % APL

Portrait Display Calman Ultimate



# ColorMatch HDR: HDR Peak 1000

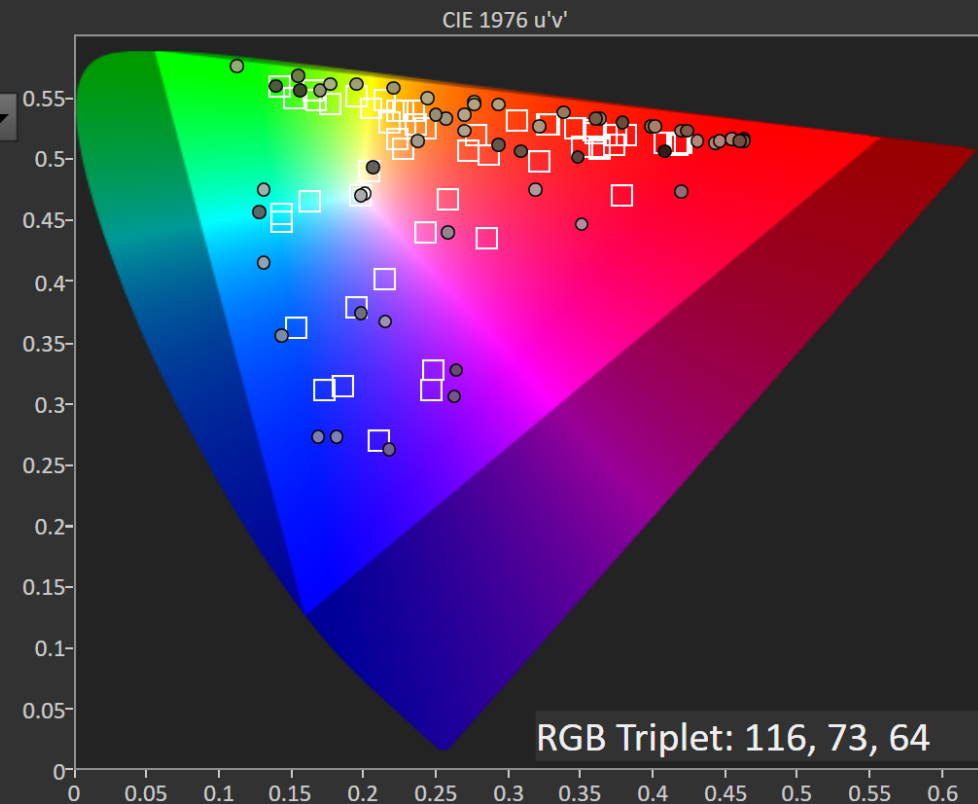
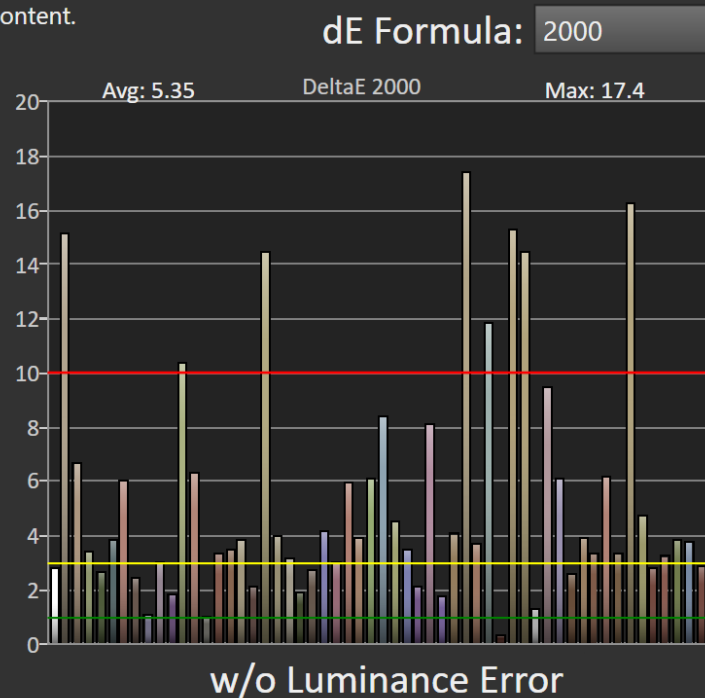
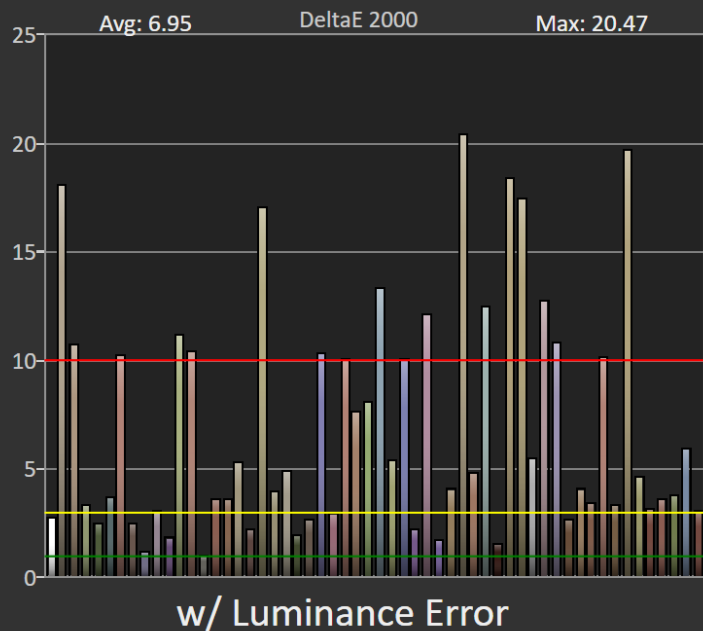
Dell AW2725DF – 10% APL

Portrait Display Calman Ultimate | Target: Avg. DeltaE < 2.5 | Max. DeltaE < 4.5



## ColorMatch HDR

\*The ColorMatch HDR patch set is derived from actual HDR video content.



	White	Color 1	Color 2	Color 3	Color 4	Color 5	Color 6	Color 7	Color 8	Color 9	Color 10	Color 11	Color 12	Color 13	Color 14	Color 15	Color 16	Color 17	Color 18	Color 19	Color 20	Color 21
<b>x: CIE31</b>	0.3177	0.4606	0.5215	0.3691	0.3200	0.2108	0.6159	0.4814	0.2464	0.3562	0.2840	0.3888	0.6086	0.3446	0.6303	0.5991	0.4583	0.5146	0.4677	0.4540	0.4095	0.346
<b>y: CIE31</b>	0.3309	0.3955	0.3785	0.5319	0.5722	0.3304	0.3162	0.3503	0.2055	0.2690	0.1560	0.5456	0.3226	0.3647	0.3172	0.3509	0.4193	0.3291	0.4647	0.4315	0.3936	0.543
<b>Y</b>	432.6000	230.8410	175.0781	192.2107	15.8820	29.7423	120.9650	20.7197	47.9593	138.8482	18.8746	318.5891	125.6719	25.2533	56.3354	53.9827	200.7241	10.6990	272.9641	171.2976	227.6479	6.854
<b>Target x:CIE31</b>	0.3127	0.3942	0.4663	0.3646	0.3302	0.2314	0.5377	0.4533	0.2465	0.3398	0.2708	0.4030	0.5283	0.3383	0.5861	0.5548	0.4296	0.4842	0.4015	0.4252	0.3902	0.352
<b>Target y:CIE31</b>	0.3290	0.4039	0.3861	0.4953	0.5268	0.3238	0.3328	0.3526	0.2114	0.2720	0.1576	0.4696	0.3397	0.3594	0.3261	0.3579	0.4109	0.3329	0.4673	0.4217	0.3860	0.511
<b>Target Y</b>	432.6000	362.5925	266.9312	200.4066	16.5971	31.7532	186.5236	20.6497	49.6300	141.8199	18.5495	412.5265	195.2165	26.0490	54.1003	52.9620	244.6872	10.4355	412.7495	176.4796	276.1415	6.884
<b>dE ICTcp_240</b>	1.0289	17.6624	15.7359	6.1854	4.7288	4.6230	23.1609	5.2728	1.2180	4.7092	5.0061	15.2006	23.3474	1.2058	12.3548	10.7986	7.4128	5.8317	16.7380	5.7962	6.0145	3.108

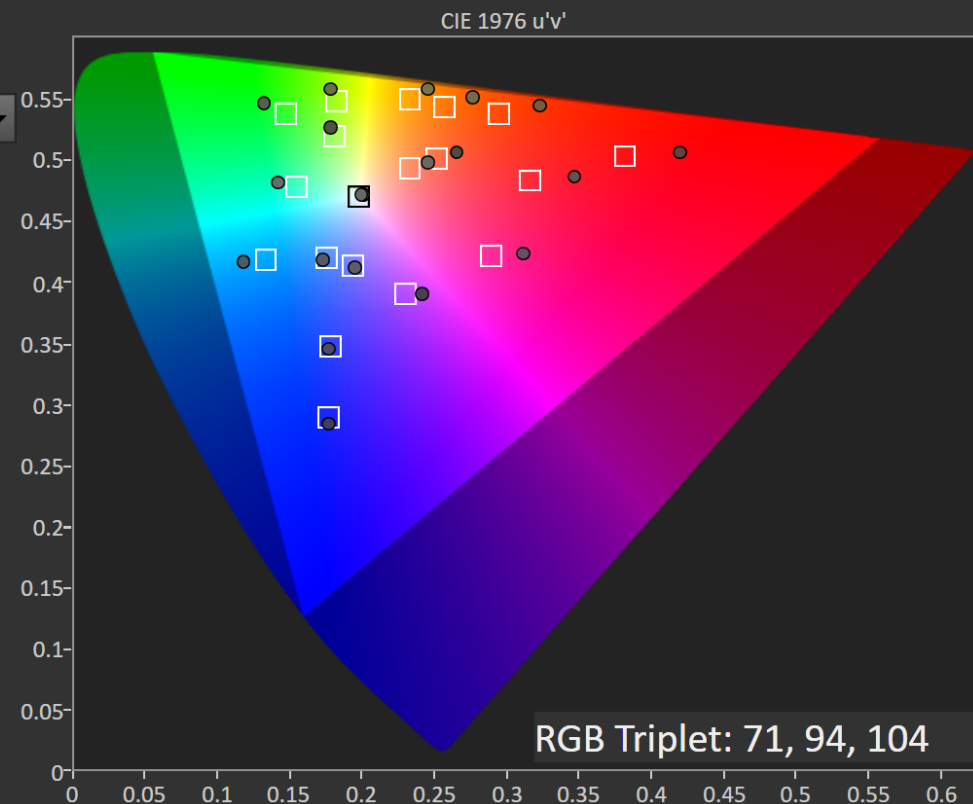
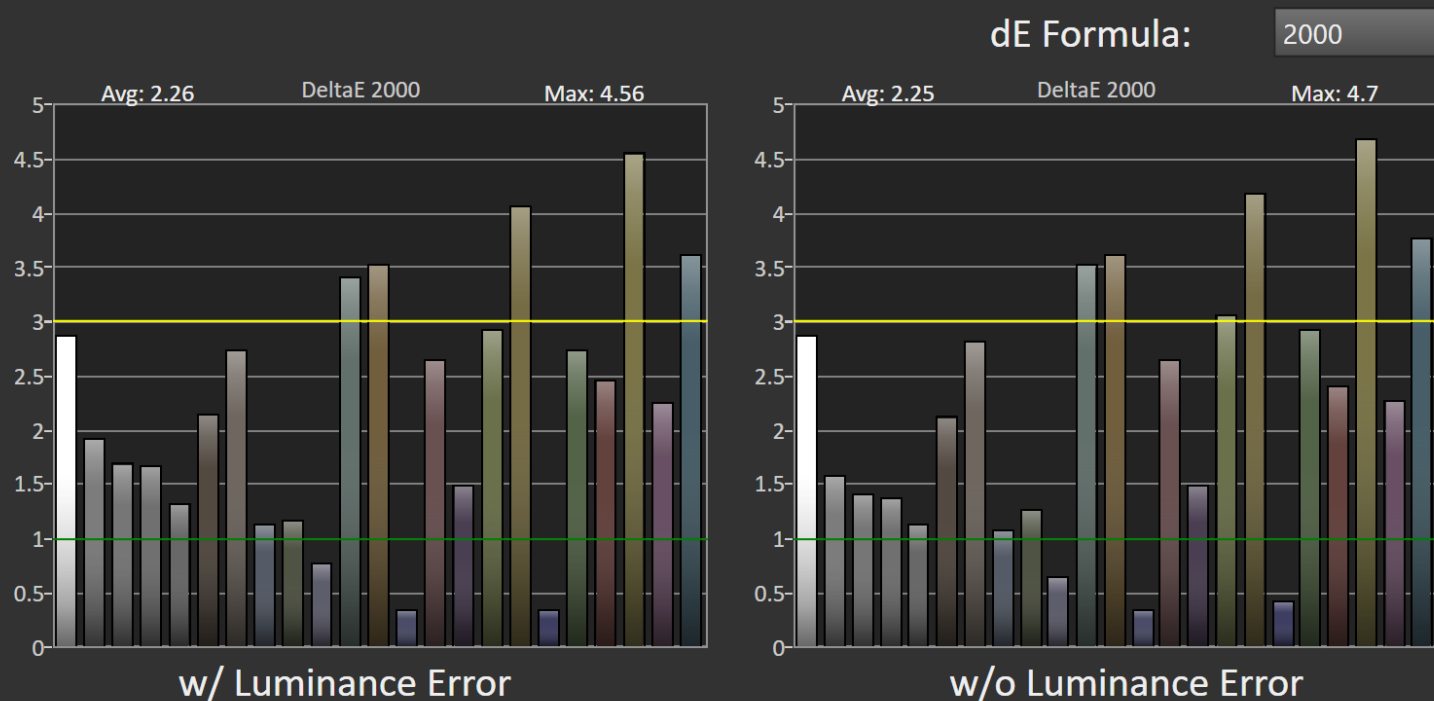
# ColorChecker: HDR Peak 1000

Dell AW2725DF – 10% APL

Portrait Display Calman Ultimate | Target: Avg. DeltaE < 2.5 | Max. DeltaE < 4.5



## ColorChecker® Analysis



	White	Gray 80	Gray 65	Gray 50	Gray 35	Dark Skin	Light Skin	Blue Sky	Foliage	Blue Flower	Bluish Green	Orange	Purplish Blue	Moderate Red	Purple	Yellow Green	Orange Yellow	Blue	Green	Red	Yellow
<b>x: CIE31</b>	0.3180	0.3173	0.3173	0.3174	0.3171	0.4317	0.3992	0.2453	0.3436	0.2666	0.2466	0.5528	0.2111	0.4932	0.3002	0.3869	0.5117	0.1860	0.2937	0.5860	0.4393
<b>y: CIE31</b>	0.3314	0.3304	0.3306	0.3304	0.3305	0.3647	0.3592	0.2623	0.4463	0.2479	0.3698	0.4124	0.1818	0.3064	0.2146	0.5342	0.4515	0.1317	0.5353	0.3127	0.4393
<b>Y</b>	435.7190	76.4632	62.6919	46.6410	33.5352	9.7031	34.2048	18.0369	12.5589	22.1708	40.3874	28.1371	11.1278	18.5498	6.4606	41.0901	43.0183	5.9537	21.8780	11.6635	56.4240
<b>Target x:CIE31</b>	0.3127	0.3127	0.3127	0.3127	0.3127	0.4095	0.3796	0.2494	0.3405	0.2662	0.2621	0.5106	0.2136	0.4597	0.2901	0.3764	0.4745	0.1885	0.3085	0.5466	0.4393
<b>Target y:CIE31</b>	0.3290	0.3290	0.3290	0.3290	0.3290	0.3620	0.3560	0.2628	0.4317	0.2503	0.3581	0.4129	0.1837	0.3114	0.2171	0.5012	0.4449	0.1355	0.4962	0.3189	0.4393
<b>Target Y</b>	435.7190	80.3390	65.7795	49.4422	35.3489	9.6506	35.3720	18.8340	13.1360	23.3018	43.1697	28.7456	11.5196	18.5140	6.4950	44.1559	44.1961	6.0883	23.5867	11.4907	59.0435
<b>dE ICtCp_240</b>	1.0850	1.4664	1.4036	1.5763	1.3928	3.2968	3.4310	1.2594	1.7091	1.0930	3.8376	8.5420	0.8546	7.2623	2.6358	5.5604	7.9380	0.8184	4.5058	8.4470	8.4470



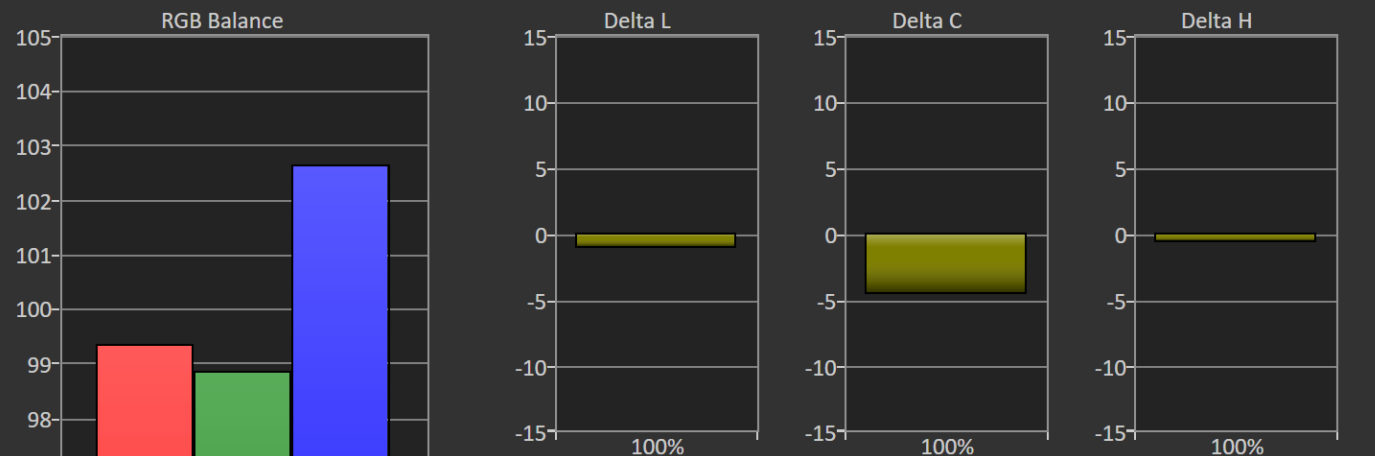
# Saturation: HDR Peak 1000

Dell AW2725DF – 10% APL

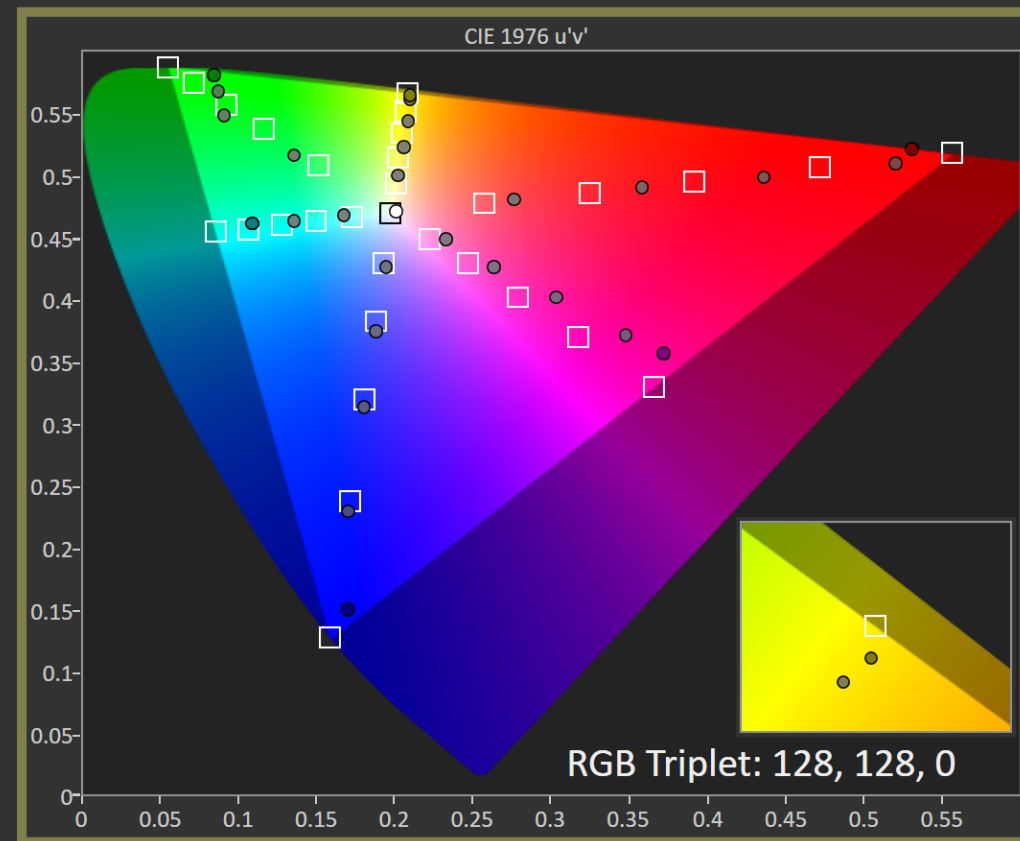
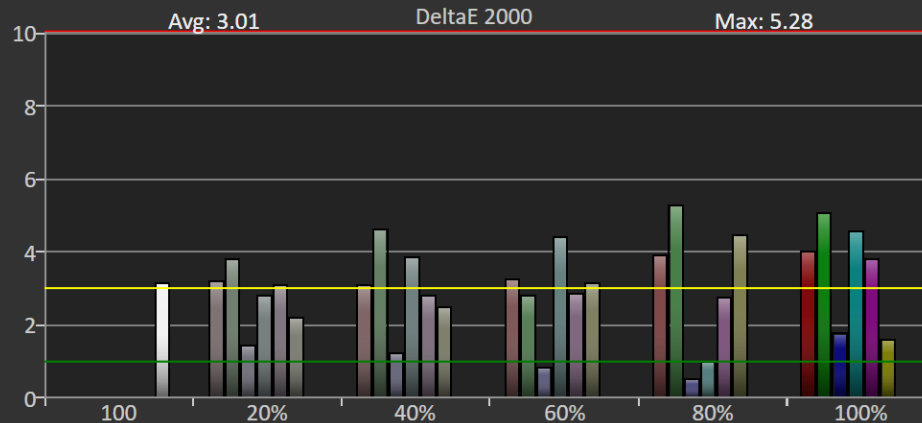
Portrait Display Calman Ultimate | Target: Avg. DeltaE < 2.0 | Max. DeltaE < 4.5



## BT.2020 Saturation Sweeps



dE Formula: 2000



### Current Reading

x: 0.4459  
y: 0.5299  
fL: 24.744  
cd/m<sup>2</sup>: 84.778

	20%	40%	60%	80%	100%
<b>x: CIE31</b>	0.3475	0.3798	0.4119	0.4406	0.4459
<b>y: CIE31</b>	0.3803	0.4262	0.4745	0.5240	0.5299
<b>Y</b>	87.5007	86.8984	85.7233	85.0025	84.7781
<b>Target x:CIE31</b>	0.3393	0.3662	0.3930	0.4196	0.4465
<b>Target y:CIE31</b>	0.3704	0.4123	0.4540	0.4955	0.5374
<b>Target Y</b>	92.3968	91.0846	90.0442	89.2031	88.4963



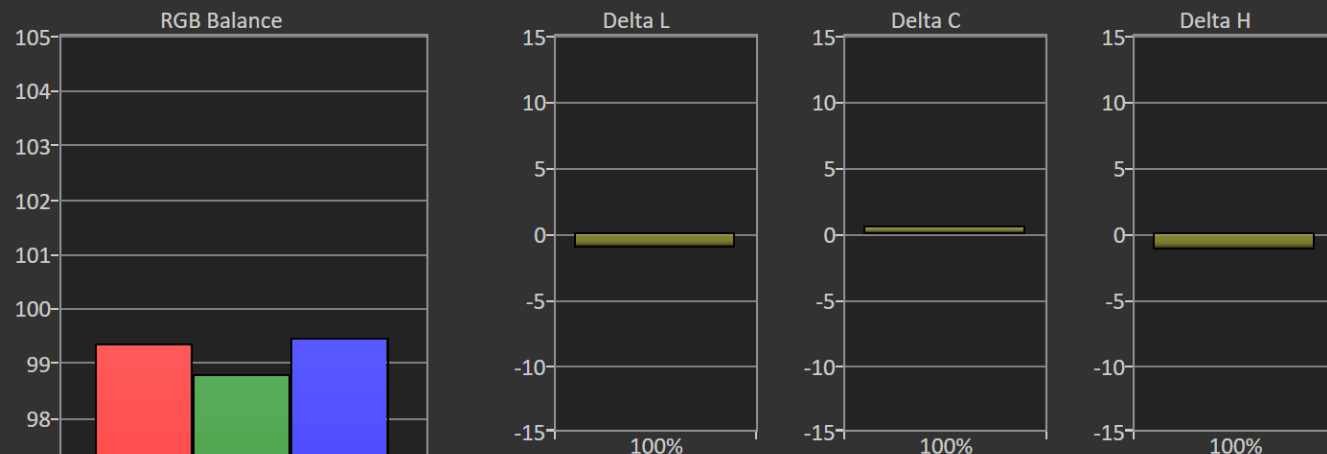
# Saturation: HDR Peak 1000

Dell AW2725DF – 10% APL

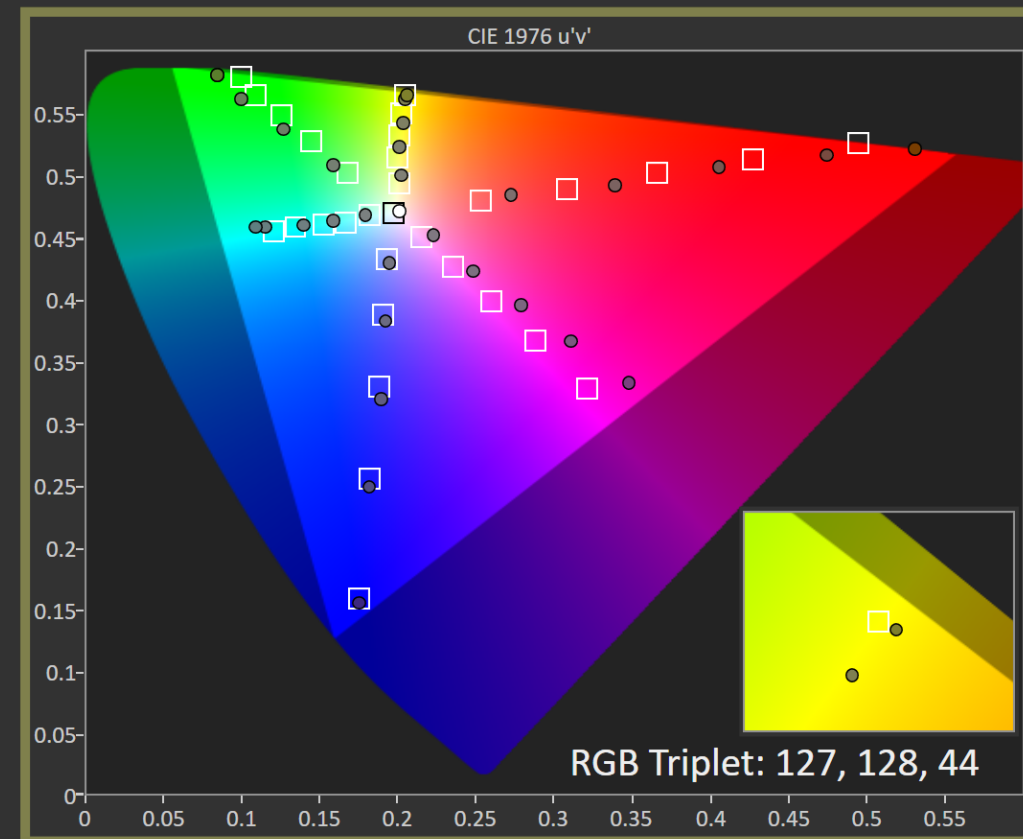
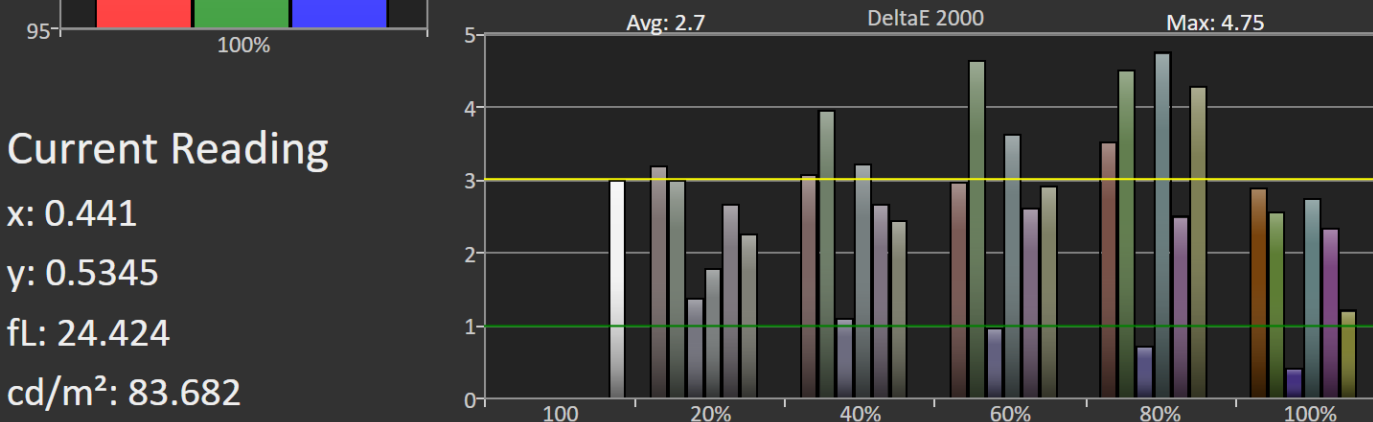
Portrait Display Calman Ultimate | Target: Avg. DeltaE < 2.0 | Max. DeltaE < 4.5



## P3 Saturation Sweeps inside BT.2020



dE Formula: 2000



### Current Reading

x: 0.441  
y: 0.5345  
fL: 24.424  
cd/m<sup>2</sup>: 83.682

	20%	40%	60%	80%	100%
<b>x: CIE31</b>	0.3478	0.3727	0.4018	0.4327	0.4410
<b>y: CIE31</b>	0.3807	0.4306	0.4751	0.5240	0.5345
<b>Y</b>	87.4496	85.7990	84.8102	84.1351	83.6818
<b>Target x:CIE31</b>	0.3393	0.3611	0.3858	0.4118	0.4375
<b>Target y:CIE31</b>	0.3704	0.4141	0.4536	0.4953	0.5364
<b>Target Y</b>	92.3968	90.1324	89.1615	88.3224	87.6345

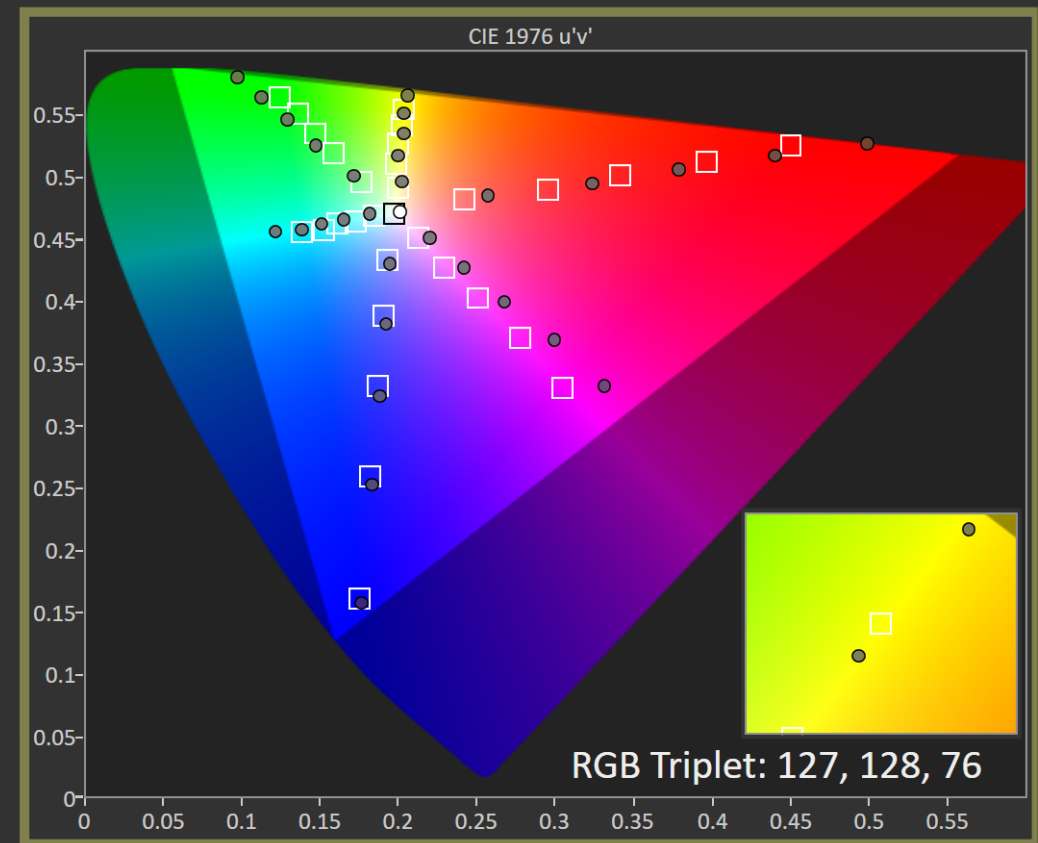
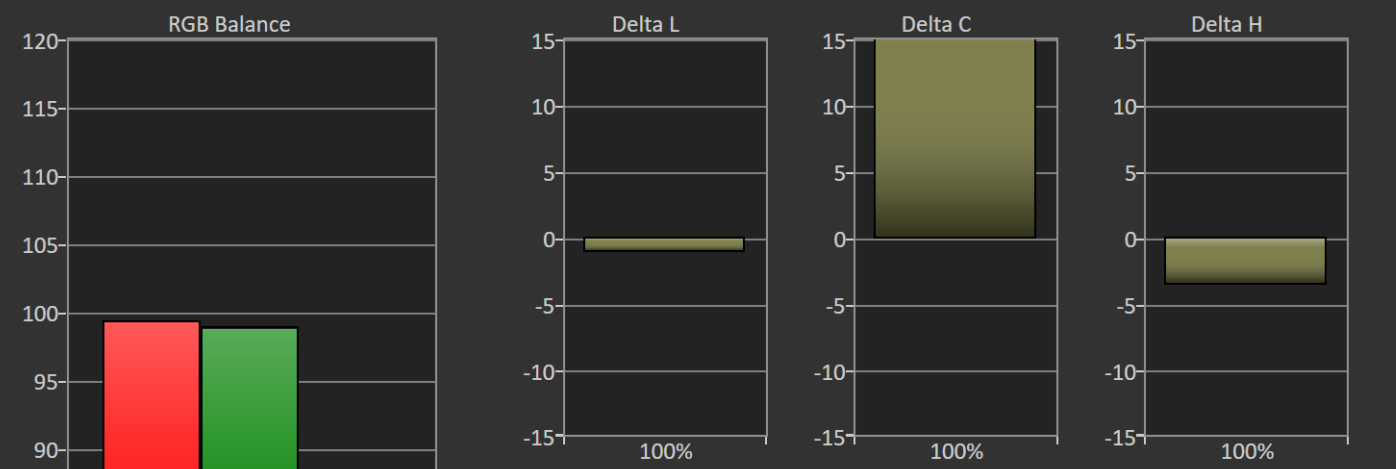
# Saturation: HDR Peak 1000

Dell AW2725DF – 10% APL

Portrait Display Calman Ultimate | Target: Avg. DeltaE < 2.0 | Max. DeltaE < 4.5

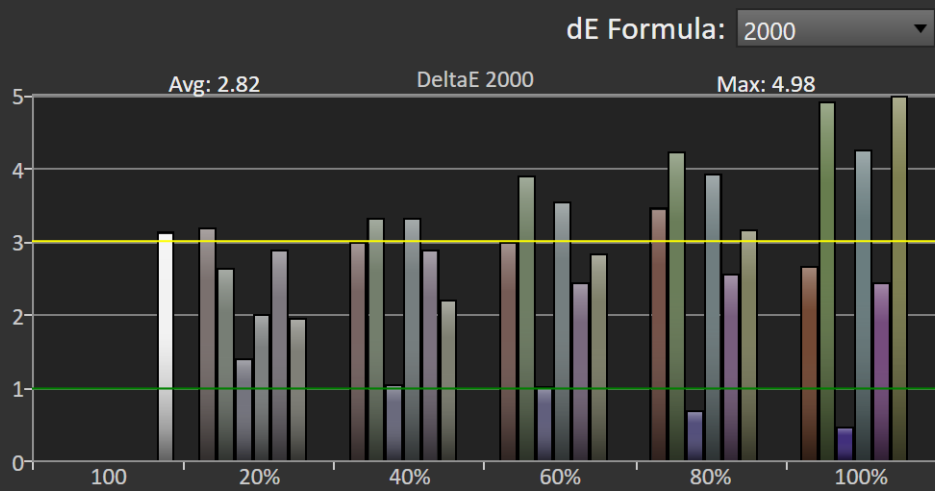


## BT.709 Saturation Sweeps inside BT.2020



### Current Reading

x: 0.4405  
y: 0.535  
fL: 24.569  
cd/m<sup>2</sup>: 84.18



	20%	40%	60%	80%	100%
<b>x: CIE31</b>	0.3439	0.3625	0.3909	0.4132	0.4405
<b>y: CIE31</b>	0.3734	0.4151	0.4561	0.4965	0.5350
<b>Y</b>	88.2041	85.4744	85.4255	84.2057	84.1803
<b>Target x:CIE31</b>	0.3364	0.3534	0.3752	0.3969	0.4187
<b>Target y:CIE31</b>	0.3659	0.4019	0.4367	0.4714	0.5064
<b>Target Y</b>	92.5569	90.4758	89.5525	88.7828	88.1246