

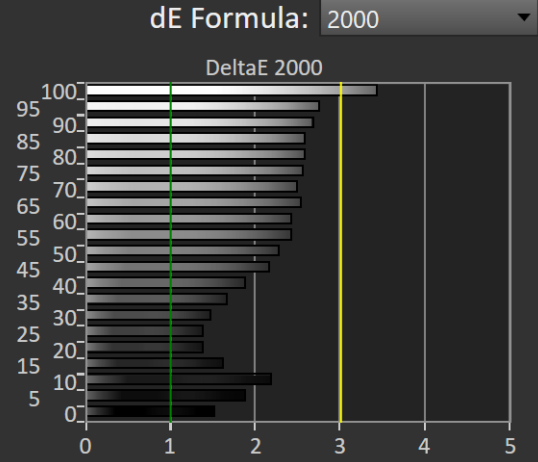
# Gray Scale: OSD Default Settings

KTC H27P22S - sRGB

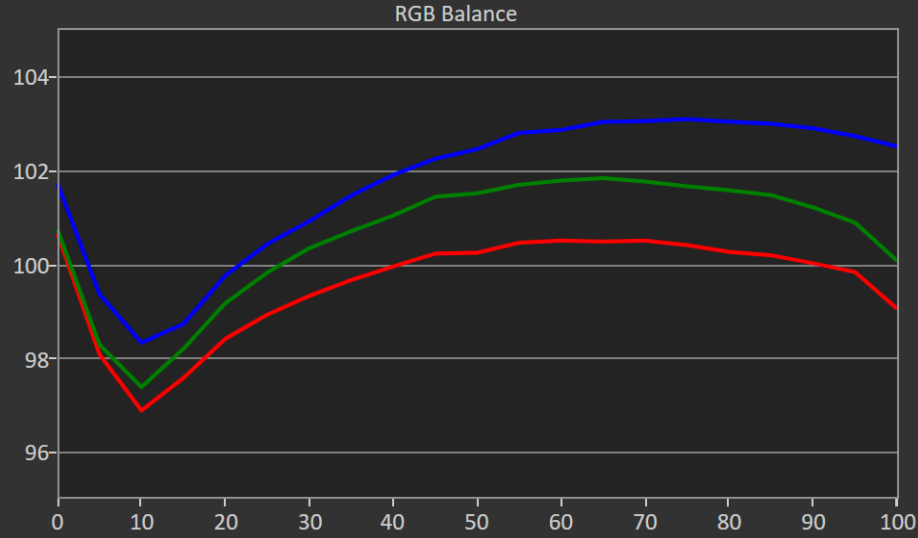
Portrait Display Calman Ultimate | Target: Avg. DeltaE < 2.0 | CCT 6500K | Gamma 2.2



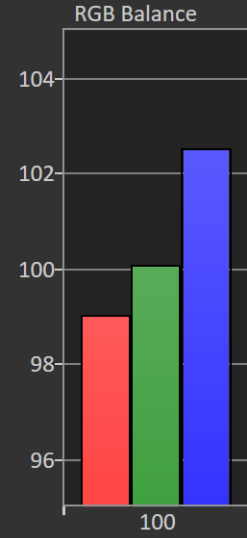
## Grayscale - Multi



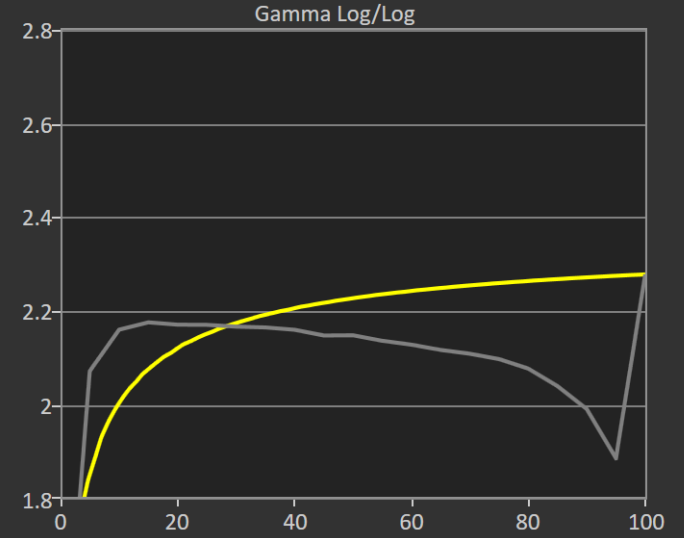
Avg dE2000: 2.2




Avg CCT: 7139



Contrast Ratio: 1191

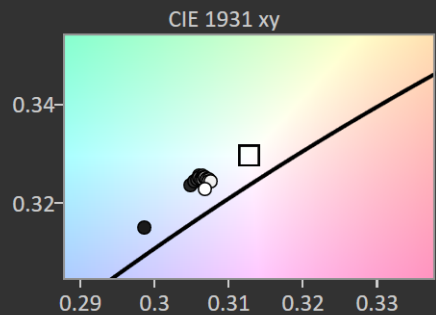


Average Gamma: 2.108



### Current Reading

x: 0.3069    y: 0.3223  
 u': 0.1963    v': 0.4638  
 cd/m<sup>2</sup>: 371.896  
 ΔE 2000: 3.45



	0	5	10	15	20	25	30	35	40	45	50	55	60	65
x: CIE31	0.2481	0.2757	0.2988	0.3049	0.3053	0.3057	0.3061	0.3061	0.3062	0.3066	0.3065	0.3066	0.3069	0.3068
y: CIE31	0.2321	0.2783	0.3143	0.3232	0.3238	0.3244	0.3252	0.3245	0.3244	0.3250	0.3247	0.3243	0.3247	0.3245
Y	0.3124	0.7875	2.7020	5.9462	11.3580	18.5907	27.1036	38.2102	51.5428	67.4139	84.7917	103.4832	125.5977	150.08
Target Y	0.0000	1.4968	3.8416	7.2082	12.3115	19.0669	26.8776	37.1519	49.4132	63.7583	80.2777	97.5300	118.4663	141.81
Gamma Log/Log	1.2778	2.0688	2.1569	2.1726	2.1676	2.1672	2.1635	2.1617	2.1567	2.1445	2.1450	2.1334	2.1251	2.1138
CCT	32354.0000	11116.0000	7530.0000	7008.0000	6975.0000	6948.0000	6913.0000	6922.0000	6915.0000	6887.0000	6895.0000	6896.0000	6871.0000	6880.0
ΔE 2000	1.5253	1.8787	2.1888	1.6244	1.3796	1.3759	1.4672	1.6547	1.8852	2.1598	2.2908	2.4270	2.4266	2.5414
ΔE ITP	73.9084	26.2414	17.1960	10.6950	5.7228	3.7240	3.3850	3.9317	4.5321	5.1680	5.2281	5.5348	5.4349	5.4305

# ColorChecker: OSD Default Settings

KTC H27P22S - sRGB

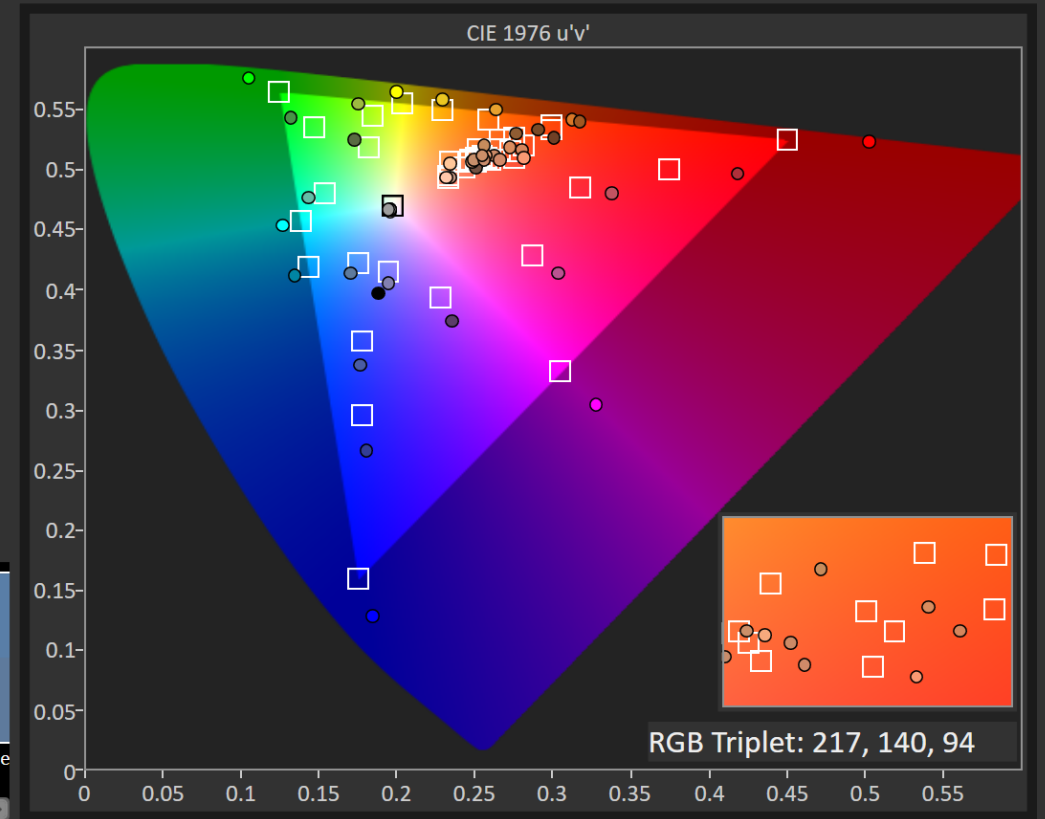
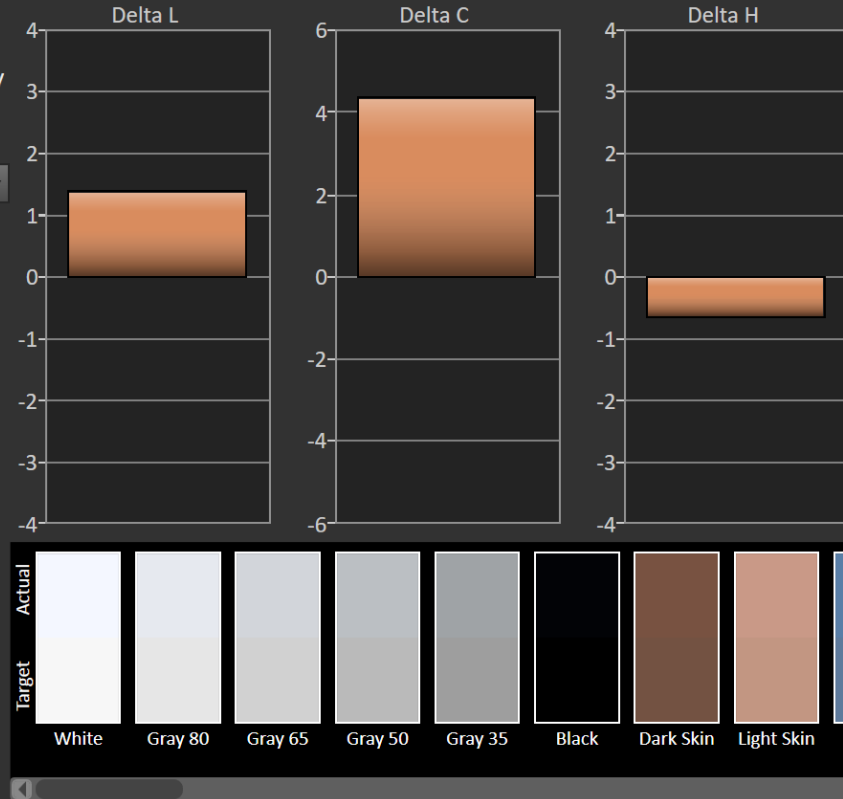
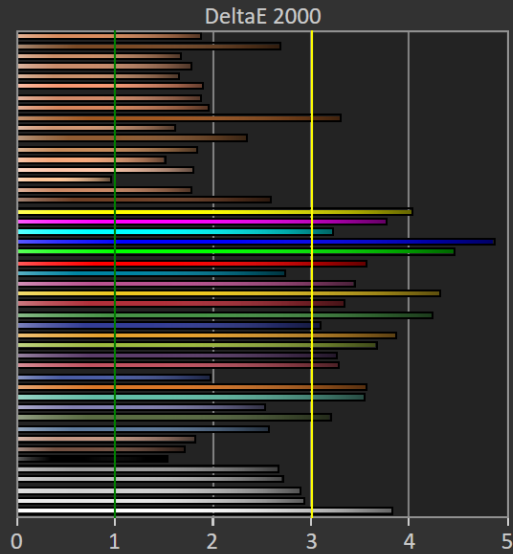
Portrait Display Calman Ultimate | Target: Avg. DeltaE < 2.5 | Max. DeltaE < 4.5



## ColorChecker

Display analysis is performed with the X-Rite/Pantone ColorChecker® target colors.

dE Formula: 2000



Avg dE2000: 2.79

Max dE2000: 4.88

Current Reading

x: 0.4579    y: 0.3849

fL: 39.25

cd/m<sup>2</sup>: 134.5

	White	Gray 80	Gray 65	Gray 50	Gray 35	Black	Dark Skin	Light Skin	Blue Sky	Foliage	Blue Flower	Bluish Green	Orange	Purple
<b>x: CIE31</b>	0.3064	0.3070	0.3068	0.3068	0.3064	0.2486	0.4102	0.3803	0.2386	0.3334	0.2611	0.2469	0.5375	0.2000
<b>y: CIE31</b>	0.3214	0.3234	0.3233	0.3238	0.3239	0.2321	0.3640	0.3533	0.2551	0.4460	0.2406	0.3618	0.4129	0.1700
<b>Y</b>	372.3099	303.6606	247.2997	192.6523	135.4158	0.3156	38.6123	137.4137	73.7251	51.4812	91.3574	165.4416	110.2308	44.6000
<b>Target x:CIE31</b>	0.3127	0.3127	0.3127	0.3127	0.3127	0.3127	0.4003	0.3795	0.2496	0.3395	0.2681	0.2626	0.5122	0.2100
<b>Target y:CIE31</b>	0.3290	0.3290	0.3290	0.3290	0.3290	0.3290	0.3642	0.3562	0.2656	0.4271	0.2525	0.3616	0.4063	0.1900
<b>Target Y</b>	372.3099	294.6081	237.3836	182.8119	127.2981	0.0000	37.5039	129.9181	69.6160	48.5211	86.8170	155.8974	105.5417	43.7000
<b>ΔE 2000</b>	3.8405	2.9285	2.8893	2.7211	2.6626	1.5398	1.7269	1.8135	2.5688	3.2032	2.5225	3.5490	3.5634	1.9800
<b>ΔE ITP</b>	4.0217	4.1780	4.7487	5.2976	5.8403	74.1744	6.0181	4.5828	8.6876	9.2222	6.6288	10.9155	19.4111	9.1100

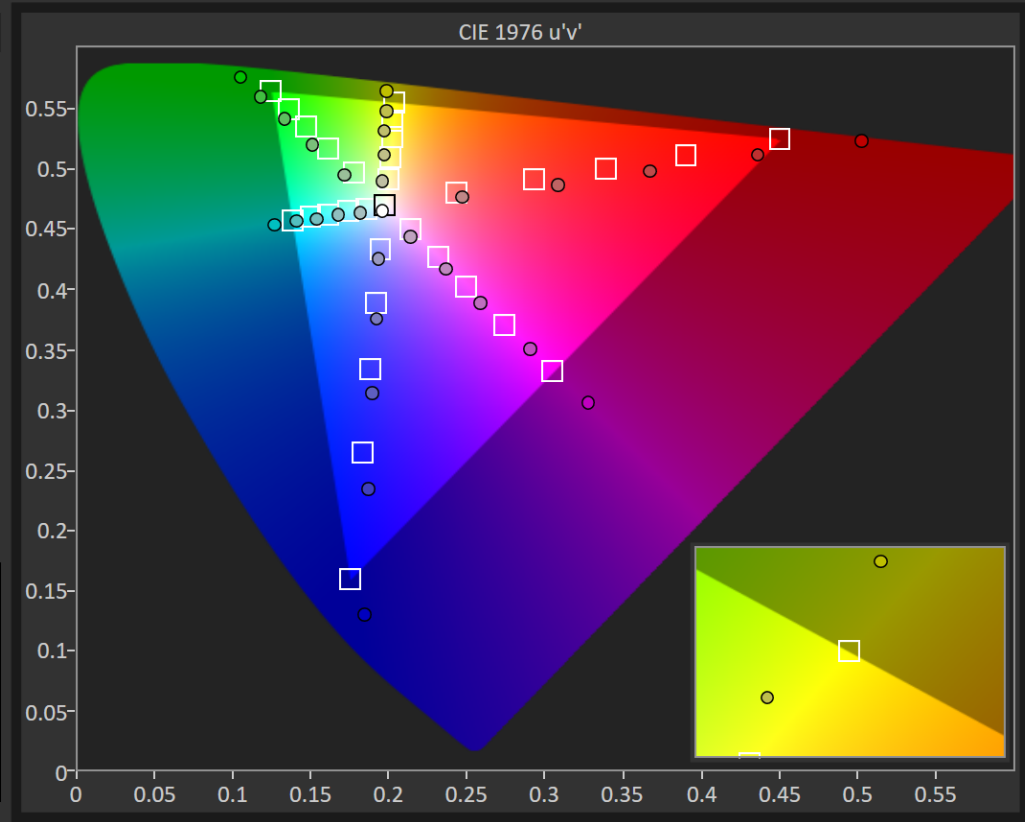
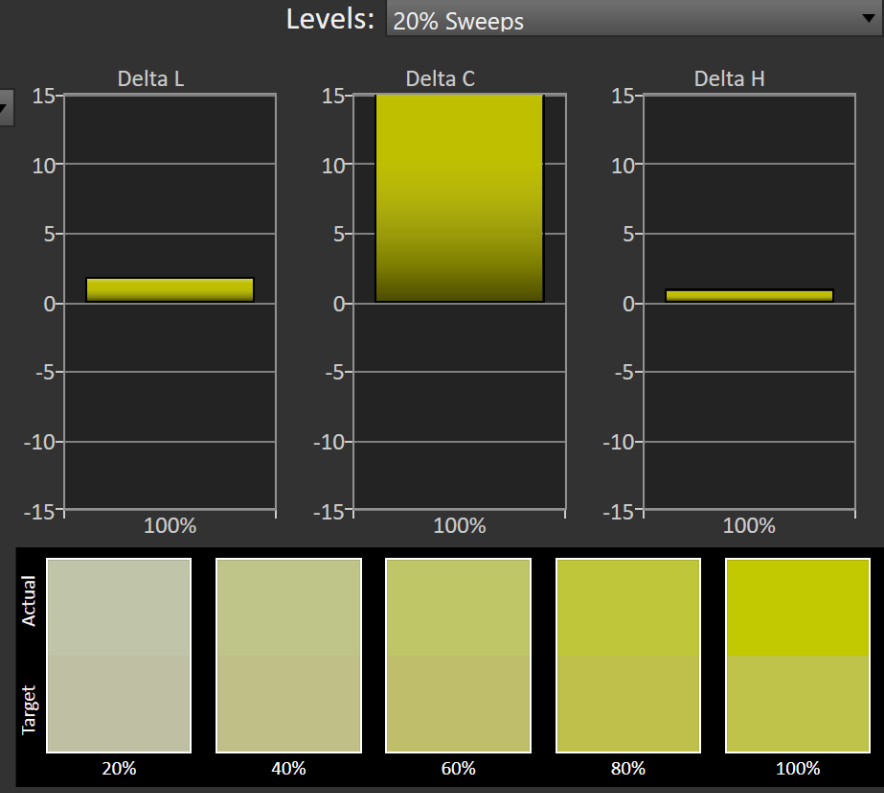
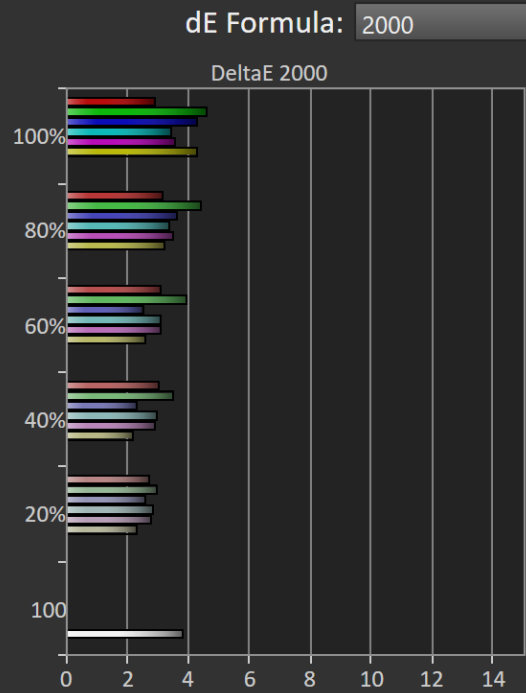
# Saturation: OSD Default Settings

KTC H27P22S - sRGB

Portrait Display Calman Ultimate | Target: Avg. DeltaE < 2.5 | Max. DeltaE < 4.5



## Saturation Sweeps



Avg dE2000: 3.22

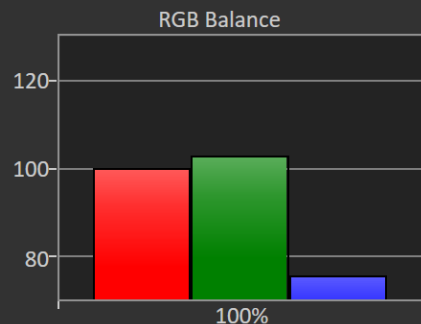
Max dE2000: 4.6

Current Reading

x: 0.4265    y: 0.5353

fL: 55.66

cd/m<sup>2</sup>: 190.7



	20%	40%	60%	80%	100%
<b>x: CIE31</b>	0.3290	0.3529	0.3767	0.4007	0.4265
<b>y: CIE31</b>	0.3628	0.4052	0.4473	0.4899	0.5353
<b>Y</b>	200.4457	197.2207	194.8479	192.9019	190.6987
<b>Target x:CIE31</b>	0.3344	0.3564	0.3773	0.3969	0.4193
<b>Target y:CIE31</b>	0.3648	0.4013	0.4358	0.4682	0.5053
<b>Target Y</b>	189.9174	186.5838	184.0224	182.0122	180.0688
<b>ΔE 2000</b>	2.3217	2.2220	2.5818	3.2352	4.2819
<b>ΔE ITP</b>	5.0714	5.1002	6.9708	12.5999	22.8980