

Gray Scale: HDR Peak 1000 AMD

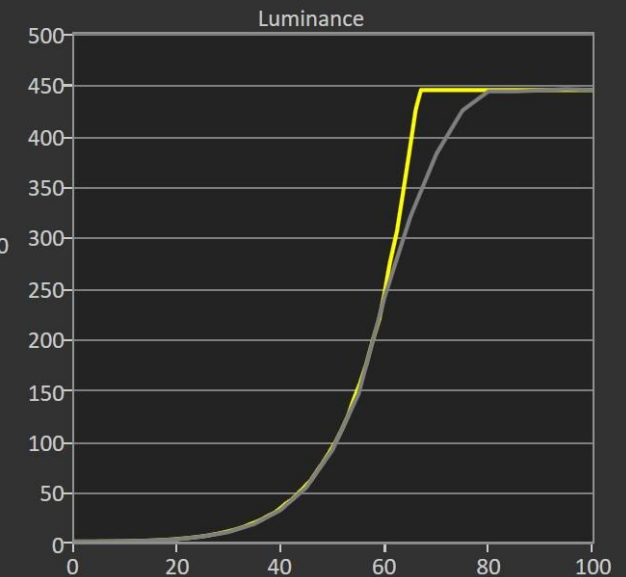
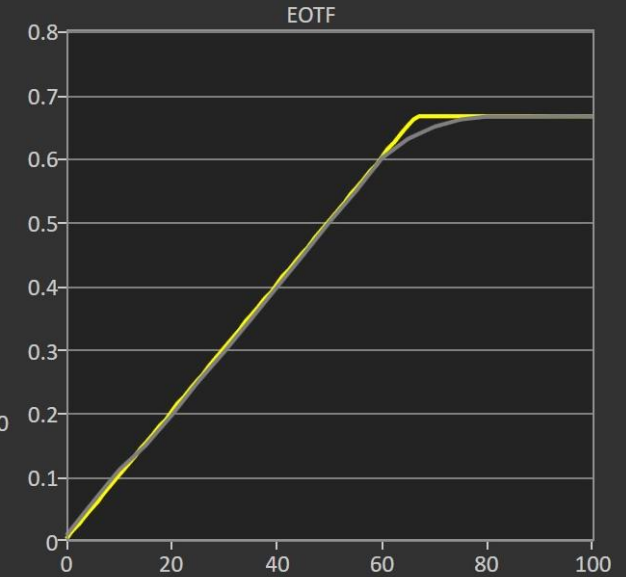
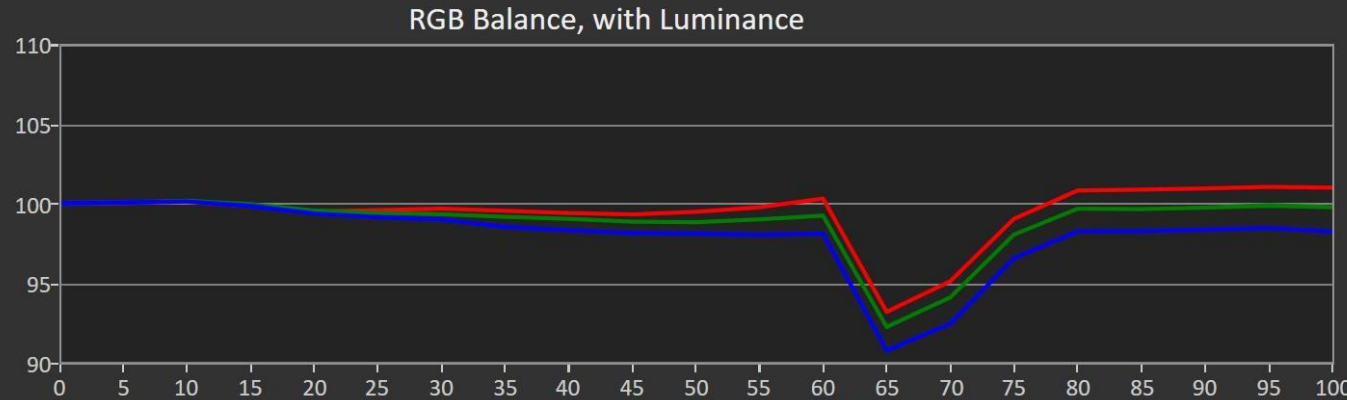
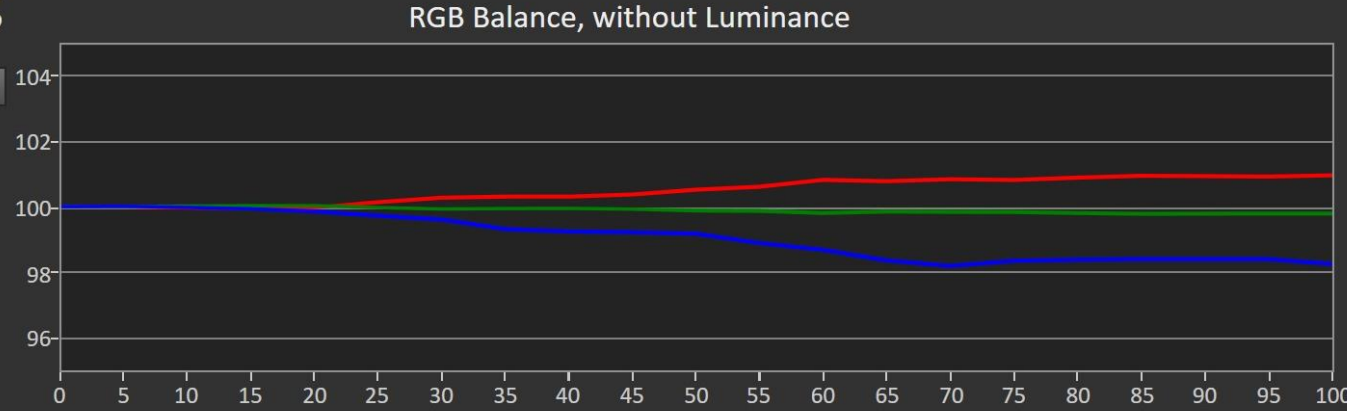
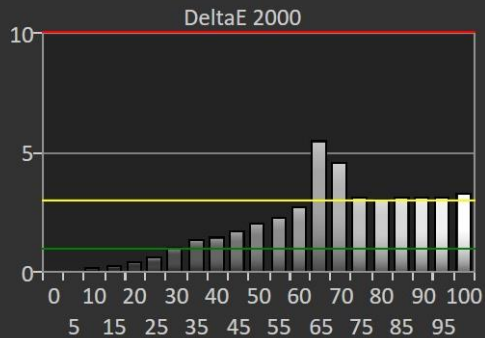
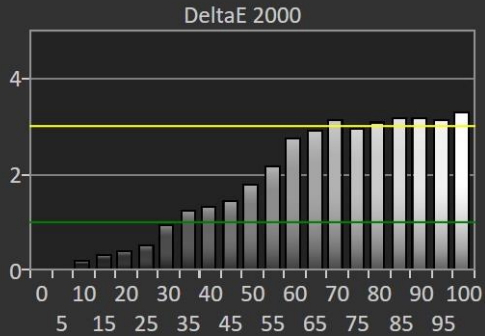
Dell AW2725DF – 10% APL

Portrait Display Calman Ultimate | Target: Avg. DeltaE < 2.0



Grayscale Tracking

dE Formula: 2000



Current Reading:

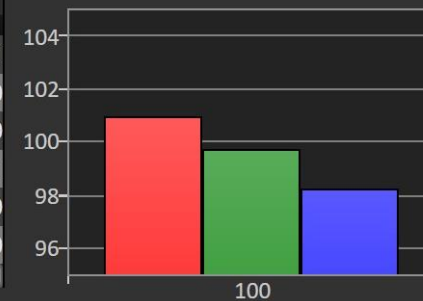
x: 0.3194

y: 0.3334

fL: 129.286

cd/m²: 442.966

	0	5	10	15	20	25	30	35	40	45	50	
Y	0.001	0.083	0.399	0.931	2.204	4.906	9.267	17.199	30.672	52.943	89.917	1
x: CIE31	0.373	0.305	0.308	0.312	0.314	0.317	0.319	0.320	0.319	0.318	0.319	0
y: CIE31	0.349	0.324	0.336	0.336	0.334	0.332	0.332	0.334	0.334	0.333	0.332	0
Target Y	0.000	0.063	0.342	0.982	2.429	5.226	9.791	18.223	32.448	55.925	94.075	1
Target x:CIE31	0.313	0.313	0.313	0.313	0.313	0.313	0.313	0.313	0.313	0.313	0.313	0
Target y:CIE31	0.329	0.329	0.329	0.329	0.329	0.329	0.329	0.329	0.329	0.329	0.329	0



Gray Scale: HDR Peak 1000 AMD

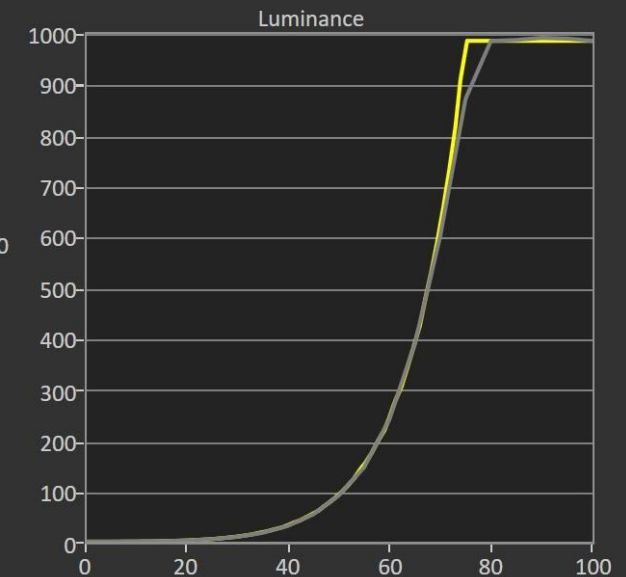
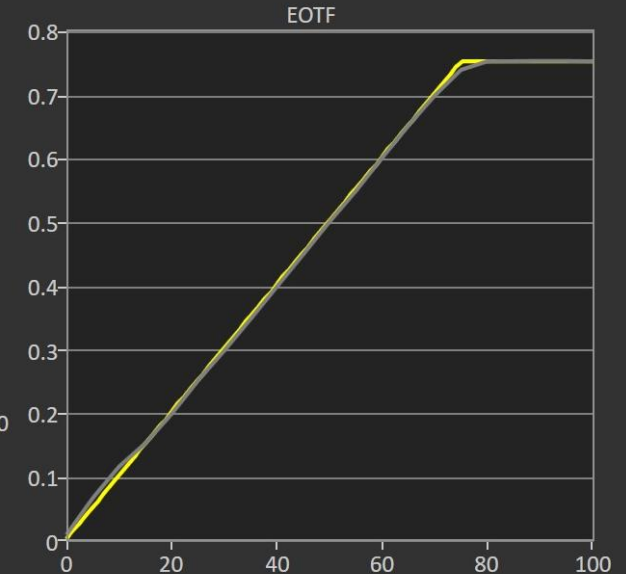
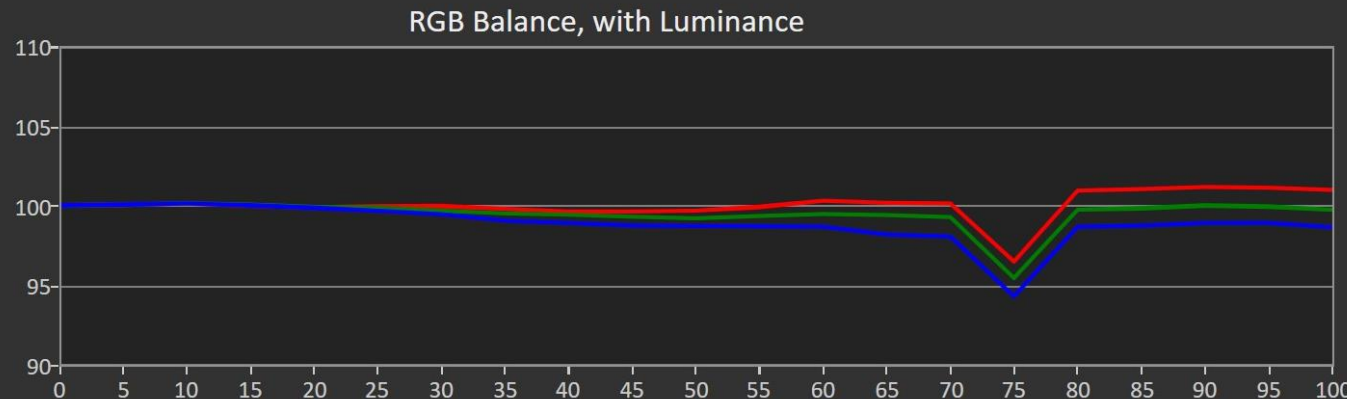
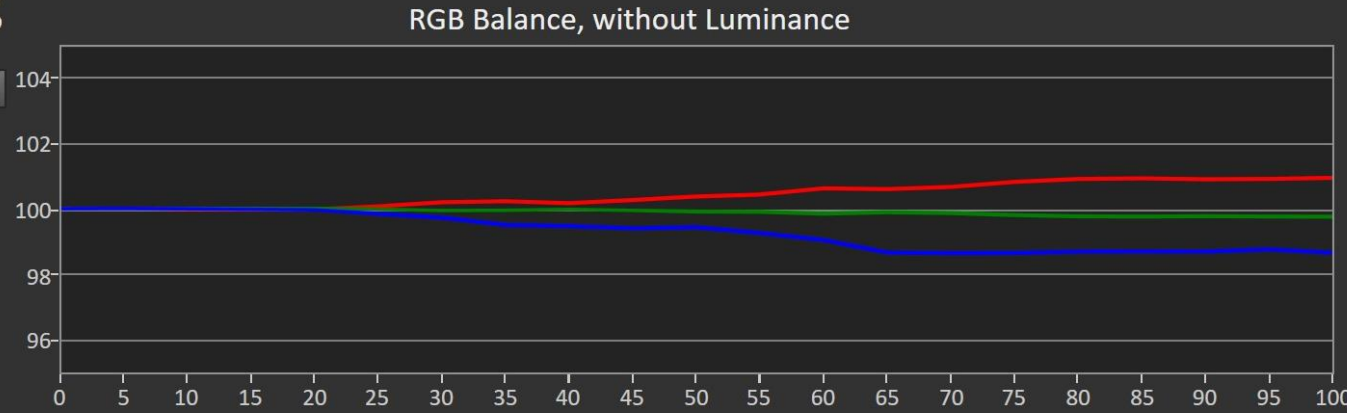
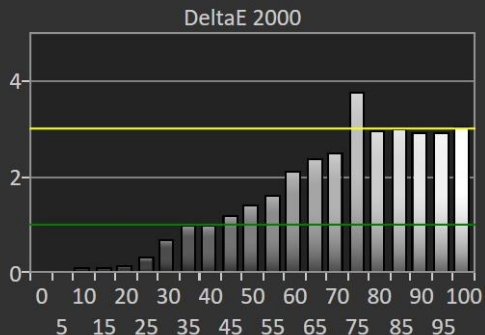
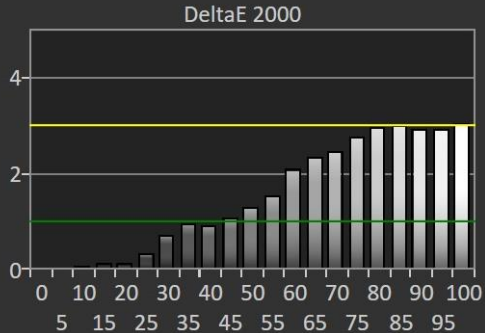
Dell AW2725DF – 2% APL

Portrait Display Calman Ultimate | Target: Avg. DeltaE < 2.0



Grayscale Tracking

dE Formula: 2000



Current Reading:

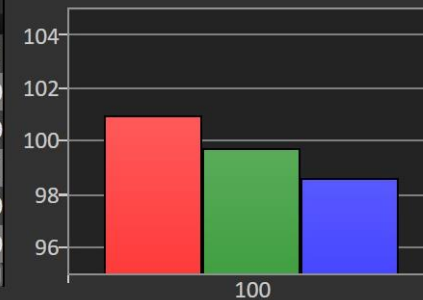
x: 0.3186

y: 0.3321

fL: 286.811

cd/m²: 982.689

	0	5	10	15	20	25	30	35	40	45	50
Y	0.001	0.107	0.457	1.005	2.297	5.066	9.499	17.461	31.054	53.571	90.453
x: CIE31	0.327	0.304	0.307	0.311	0.313	0.318	0.319	0.320	0.318	0.318	0.318
y: CIE31	0.338	0.318	0.334	0.333	0.332	0.333	0.332	0.334	0.334	0.333	0.332
Target Y	0.000	0.063	0.342	0.982	2.429	5.226	9.791	18.223	32.448	55.925	94.075
Target x:CIE31	0.313	0.313	0.313	0.313	0.313	0.313	0.313	0.313	0.313	0.313	0.313
Target y:CIE31	0.329	0.329	0.329	0.329	0.329	0.329	0.329	0.329	0.329	0.329	0.329



Peak vs. Window Size: HDR Peak 1000 AMD

Dell AW2725DF

Portrait Display Calman Ultimate

